

Aged care services (Chapter 13)

Under embargo until 1.00am on Friday, 30 January 2009

For personal use only. Third parties should not be approached until the embargo is lifted.

AGED CARE SERVICES (CHAPTER 13)

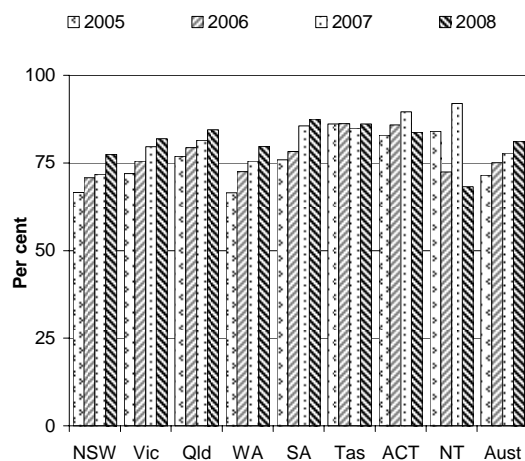
- This chapter reports on government funded assessment, residential and community based services for frail older people.
- Total government expenditure reported on aged care services in 2007-08 was \$9.2 billion. The largest expenditure category was residential care services with \$6.2 billion (67.2 per cent), followed by community care services with \$3.0 billion and assessment services with \$65.0 million. In community care services, the largest expenditure category was Home and Community Care (HACC) services with \$1.7 billion. The Australian Government contributed \$1.0 billion to HACC services, with the states and territories contributing \$645.3 million. The Community Aged Care Program, Extended Aged Care at Home (EACH) and EACH Dementia programs are funded by the Australian Government, which spent \$646.6 million on these programs in 2007-08 (pp. 13.15-21).
- There were up to 171 832 places (excluding flexible care) in residential care facilities (71 036 in high care services, at least 10 870 in low care services and 89 866 in services with a mixture of high and low care) at June 2008 (p. 13.23). There were 46 475 operational community care places at 30 June 2008 and at least 831 472 HACC clients in 2007-08 (p. 13.28).

Objectives of aged care services

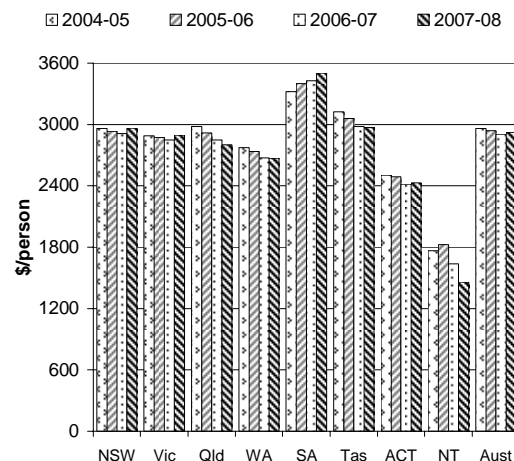
The aged care system aims to promote the wellbeing and independence of frail older people and their carers through the funding and delivery of care services that are accessible, appropriate to needs, high quality and efficient.

Selection of results

Proportion of residents who changed from low care to high care and remained in the same aged care service, June^a (p. 13.56)

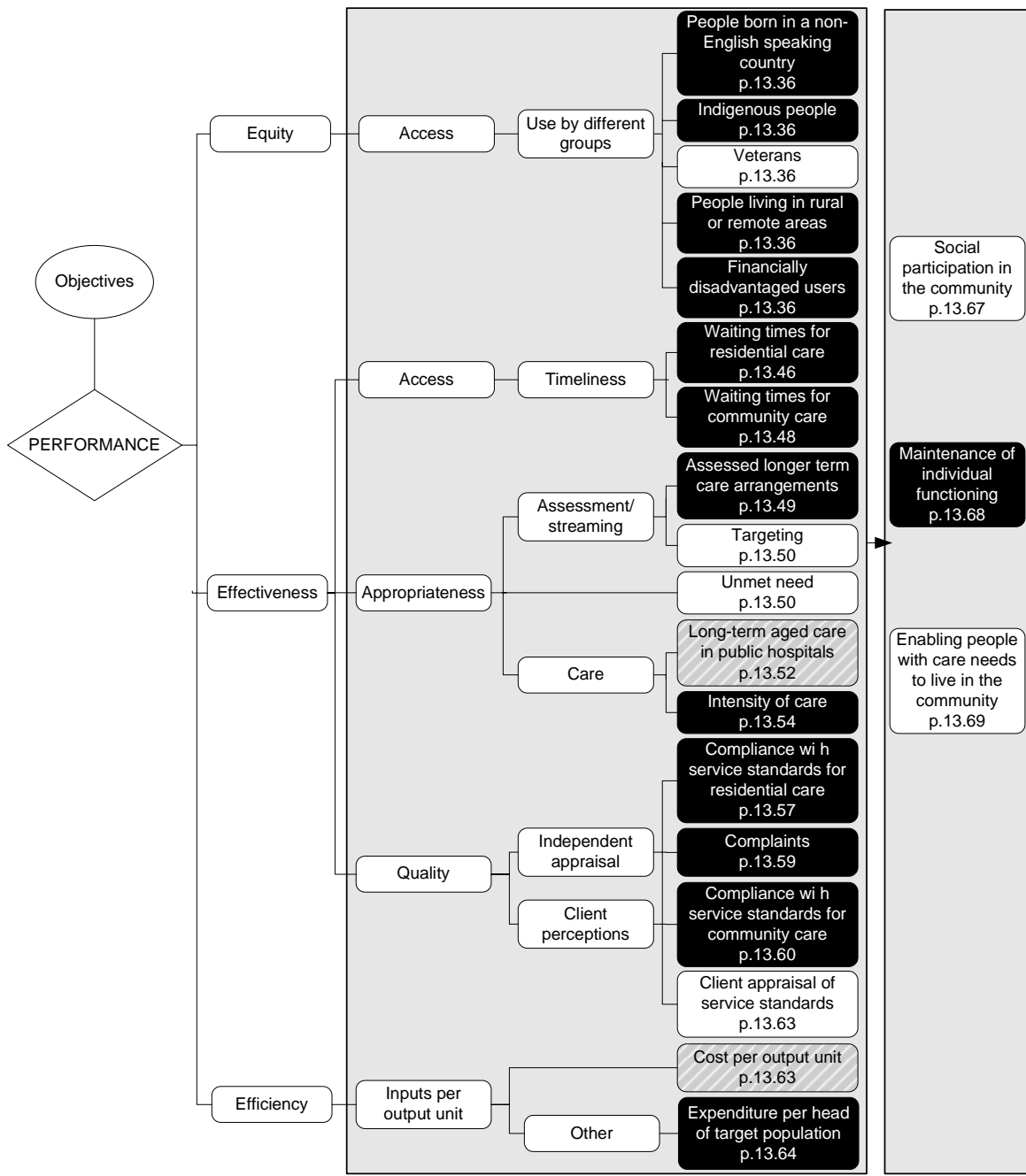


Australian Government (DoHA and DVA) real expenditure on residential services per person aged 70 years or over plus Indigenous people aged 50–69 years (2007-08 dollars)^a (p. 13.65)



^a Data and caveats for these figures are available electronically on the CD-ROM enclosed with the Report and from the website for the Review of Government Service Provision (www.pc.gov.au/gsp/reports/rogs/2009). Data may be subject to revision. The most recent data will be available on the Review website.

Performance indicators for aged care services (figure 13.13, p. 13.35)



Key to indicators

- Text** Data for these indicators comparable, subject to caveats to each chart or table
- Text** Data for these indicators not complete or not directly comparable
- Text** These indicators yet to be developed or data not collected for this Report: chapter contains explanatory text

Developments in reporting since the 2008 Report

A number of additions and improvements have been made to the chapter this year, including:

- data reflecting the Aged Care Funding Instrument, which commenced in March 2008
- numbers of clients for key aged care programs, in addition to existing data on the numbers of operational places and rates of service provision per 1000 of target populations
- data relating to Department of Veterans' Affairs community nursing services
- an additional category of experimental expenditure data, for State and Territory expenditure on non-HACC post acute packages of care
- the results of the most recent round of appraisals of HACC agencies, conducted in most jurisdictions between 2004-05 and 2007-08, for the indicator 'compliance with service standards for community care'
- a new measure for the indicator 'complaints', reflecting the introduction of the new complaints system — the Complaints Investigation Scheme
- reporting for the first time the outcome indicator 'maintenance of individual functioning', with data from the Transition Care Program.

[END]

Background information: Lawrence McDonald, Head of Secretariat 03 9653 2178/0421 584 905

Other information: Clair Angel, Media and Publications 02 6240 3239/0417 665 443

Please do not approach other parties for comment before Friday 30 January 2009.

Media copies of this report are available from Clair Angel on 02 6240 3239.

*Hard copies of this publication are available from McMillanprint (ph: 02 9795 1200 or email custserv@mcmillanprint.com.au).
The report will be available via the Internet at www.pc.gov.au on the morning of Friday 30 January 2009.*

Tables with an 'A' suffix (eg table 13A.5) are in the attachments on the CD-ROM or on the Review website.