

Under embargo until 1.00am on Friday, 29 January 2010

For personal use only. Third parties should not be approached until the embargo is lifted.

CHILD PROTECTION AND OUT-OF-HOME CARE SERVICES (CHAPTER 15)

This chapter reports on the performance of governments in providing child protection, out-of-home care, juvenile justice and supported accommodation and assistance services. This fact sheet focuses on child protection and out-of-home care services.

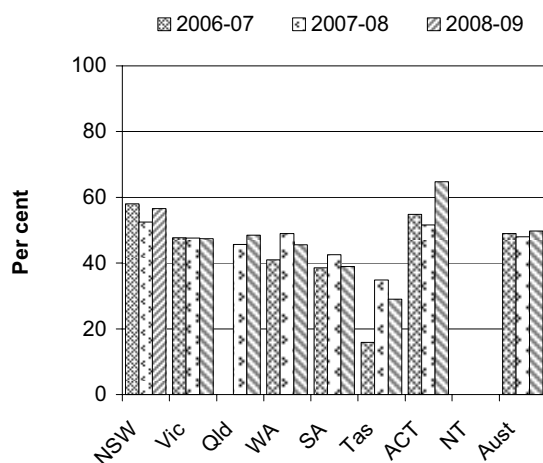
- Nationally, 32 478 children aged 0–16 years were the subject of a substantiation in 2008-09 (p.15.11), however the criteria for substantiation vary across jurisdictions. At 30 June 2009, 35 409 children aged 0–17 years were on care and protection orders (p.15.11) and 34 069 children were in out-of-home care nationally (p.15.12). Total recurrent expenditure across Australia on child protection and out-of-home care services was approximately \$2.2 billion in 2008-09, a real increase of \$123.6 million (6.0 per cent) from 2007-08 (p.15.12).

Objectives of child protection and out-of-home care services

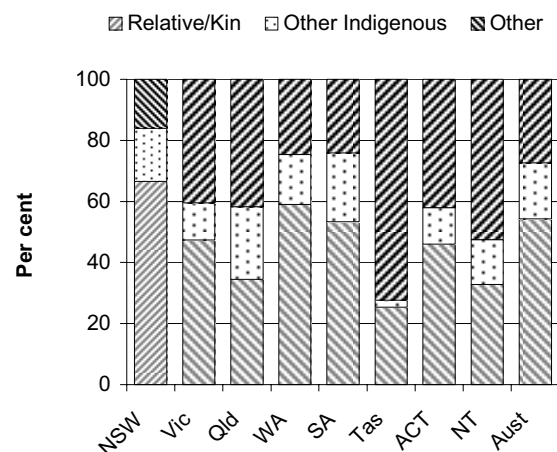
- Child protection services aim to protect children and young people at risk of harm within their family or in circumstances in which the family of the child/young person does not have the capacity to protect them. Out-of-home care services aim to provide quality care for children/young people who cannot live with their parents for reasons of safety or family crisis.

Selection of results

Proportion of children on a care and protection order exiting care after 12 months or more, who had 1 or 2 placements^a (p. 15.28)

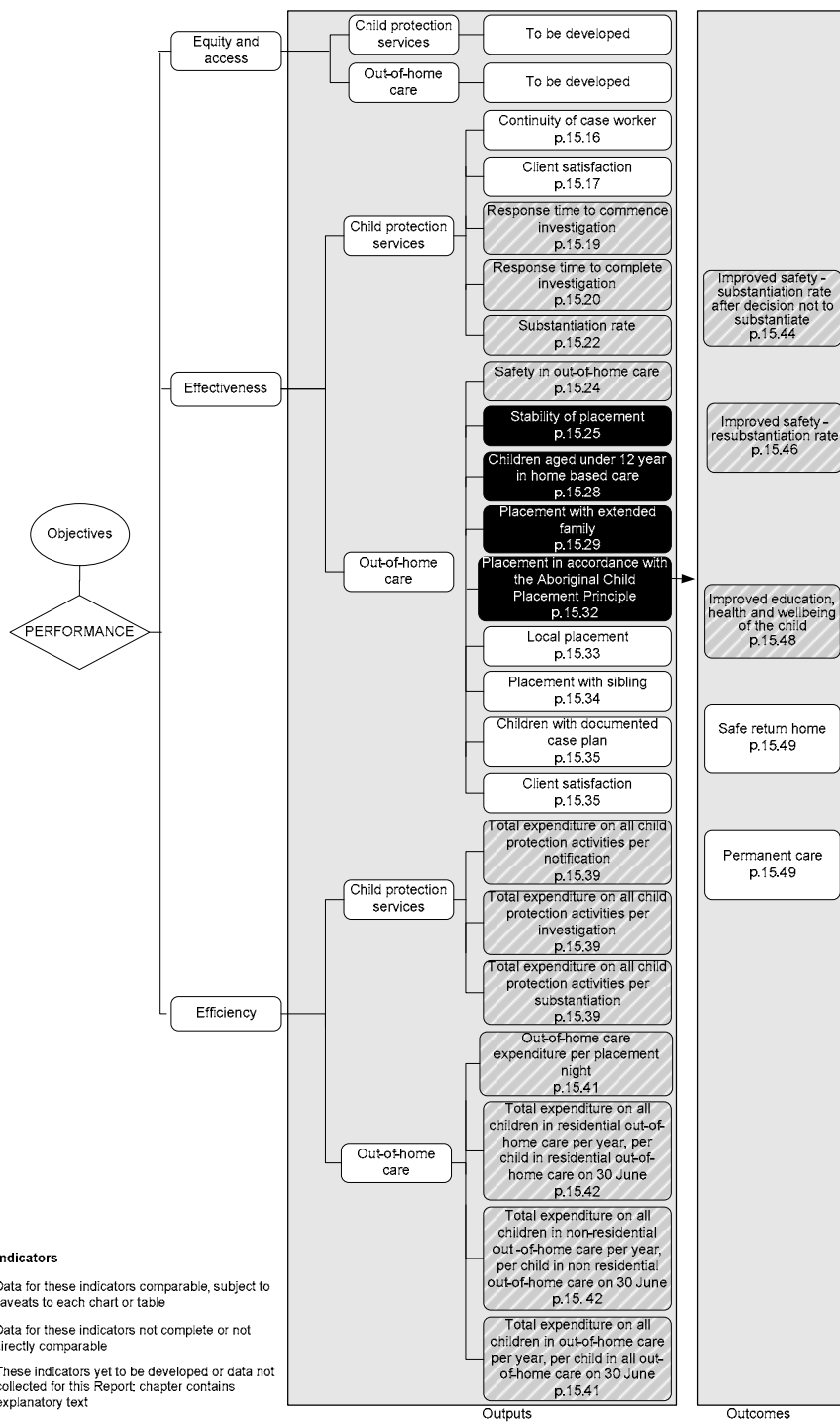


Placement of Indigenous children in out-of-home care, 30 June 2009^a (p. 15.33)



^a Data and caveats for these figures are available electronically on the CD-ROM enclosed with the Report and from the website for the Review of Government Service Provision (www.pc.gov.au/gsp/reports/rogs/2010). Data may be subject to revision. The most recent data will be available on the Review website.

Performance indicators for Child protection and out-of-home care services (figure 15.3, p. 15.15)



Key to indicators

- Text** Data for these indicators comparable, subject to caveats to each chart or table
- Text** Data for these indicators not complete or not directly comparable
- Text** These indicators yet to be developed or data not collected for this Report: chapter contains explanatory text

Developments in reporting since the 2009 Report

- Most jurisdictions provided data for the two child protection effectiveness 'response time' indicators
- Most jurisdictions provided data for the 'Safety in out-of-home care' effectiveness indicator
- All jurisdictions are now reporting indicative unit costs (program dollars per placement night) for out-of-home care services.

[END]

Background information: Lawrence McDonald, Head of Secretariat 03 9653 2178/0421 584 905

Other information: Clair Angel, Media and Publications 02 6240 3239/0417 665 443

Please do not approach other parties for comment before Friday, 29 January 2010.

Media copies of this report are available from Clair Angel on 02 6240 3239.

Hard copies of this publication are available from Canprint Communications (ph: 1300 889 873 or email sales@infoservices.com.au). The report will be available via the Internet at www.pc.gov.au on the morning of Friday 29 January 2010.

Tables with an 'A' suffix (eg table 15A.5) are in the attachments on the CD-ROM or on the Review website.