

Under embargo until 1.00am on Friday, 30 January 2009

For personal use only. Third parties should not be approached until the embargo is lifted.

### FIRE SERVICES (CHAPTER 9)

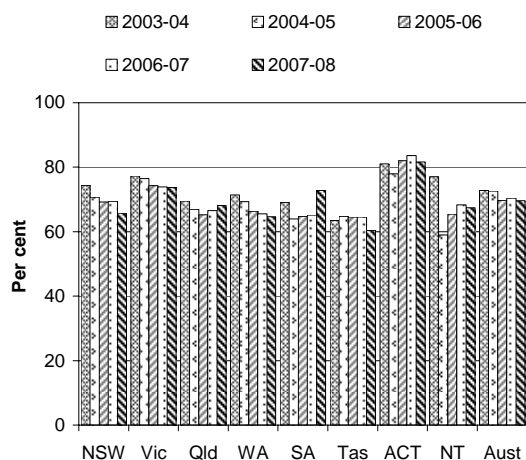
- Reporting in the emergency management chapter focuses on emergency management services provided for fire, ambulance, and road rescue, events. This factsheet focuses on fire services.
- Information is reported on the performance of fire service organisations (FSOs). These are the primary agencies involved in providing emergency management services for fire events — an incident that is reported to an FSO and requires a response. Fire events include (but are not limited to): structure fires (fires inside a building or structure), regardless of whether there is damage to the structure; landscape fires, including bushfires and grass fires, regardless of the size of the area burnt; other fires, including vehicle and other mobile property fires, and outside rubbish fires.
- Recurrent expenditure on fire services across Australia was approximately \$2.4 billion (or \$117.07 per person) in 2007-08 (pp. 9.13 and 31). Nationally, there were 17 891 full time equivalent paid personnel and 218 853 volunteers in FSOs in 2007-08 (pp. 9.8 and 14).

### Objectives of Emergency management

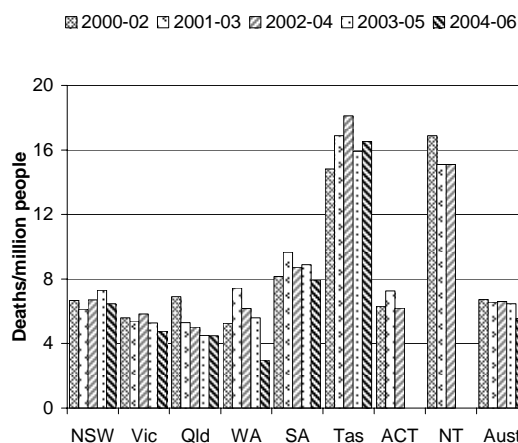
- To reduce the adverse effects of emergencies and disasters on the Australian community (including people, property, infrastructure, economy and environment).
- To contribute to the management of risks to the Australian community.
- To enhance public safety.

### Selection of results

Structure fires contained to the object/room of origin<sup>a</sup>  
(p. 9.29)

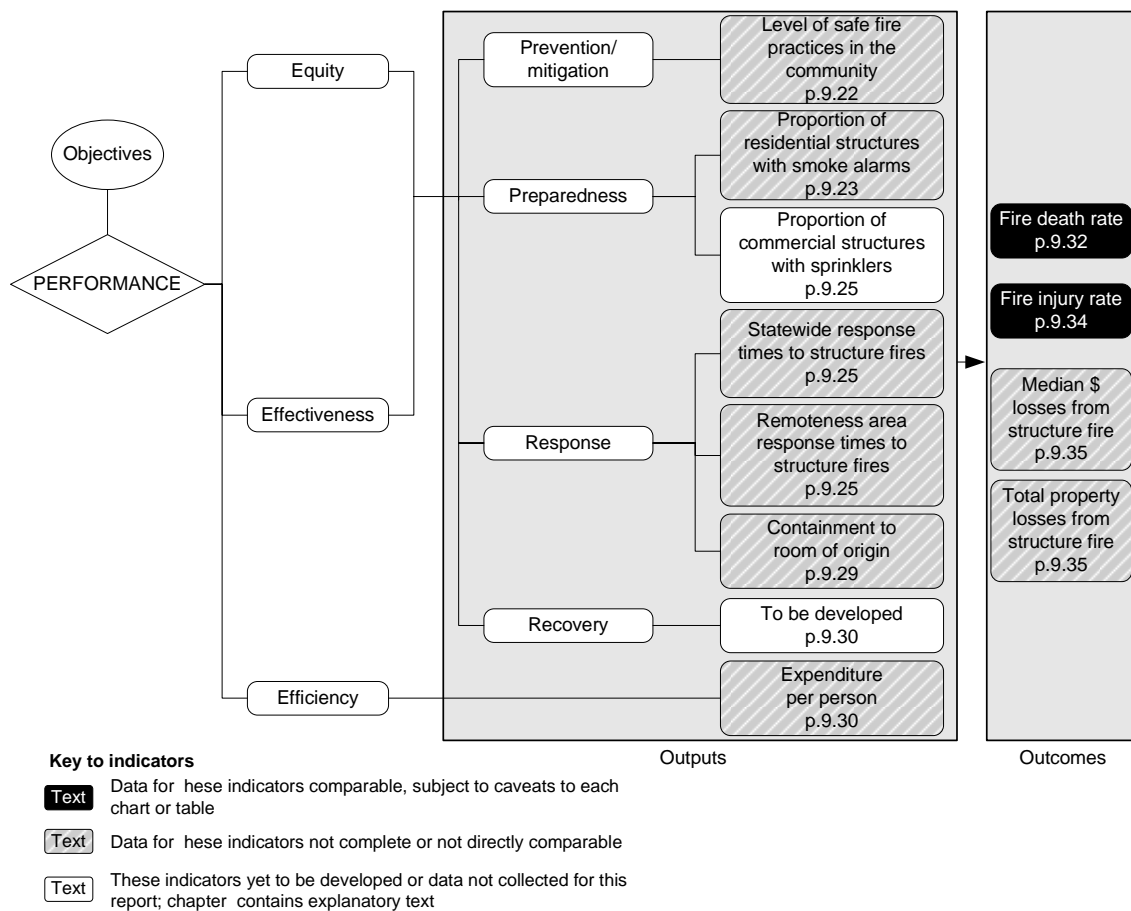


Annual fire death rate, three year rolling average<sup>a</sup>  
(p. 9.33)



<sup>a</sup> Data and caveats for these figures are available electronically on the CD-ROM enclosed with the Report and from the website for the Review of Government Service Provision ([www.pc.gov.au/gsp/reports/rogs/2009](http://www.pc.gov.au/gsp/reports/rogs/2009)). Data may be subject to revision. The most recent data will be available on the Review website.

## Performance indicators for Fire events (figure 9.6, p. 9.20)



## Developments in reporting since the 2008 Report

- Higher quality and more comprehensive technological and hazardous material incidents reporting.

[END]

**Background information:** Lawrence McDonald, Head of Secretariat 03 9653 2178/0421 584 905

**Other information:** Clair Angel, Media and Publications 02 6240 3239/0417 665 443

**Please do not approach other parties for comment before Friday 30 January 2009.**

Media copies of this report are available from Clair Angel on 02 6240 3239.

Hard copies of this publication are available from McMillanprint (ph: 02 9795 1200 or email [custserv@mcmillanprint.com.au](mailto:custserv@mcmillanprint.com.au)). The report will be available via the Internet at [www.pc.gov.au](http://www.pc.gov.au) on the morning of Friday 30 January 2009.

Tables with an 'A' suffix (eg table 9A.5) are in the attachments on the CD-ROM or on the Review website.