

Under embargo until 1.00am on Friday, 29 January 2010

For personal use only. Third parties should not be approached until the embargo is lifted.

### JUVENILE JUSTICE SERVICES (CHAPTER 15)

This chapter reports on the performance of governments in providing child protection, out of home care, juvenile justice and supported accommodation and assistance services. This fact sheet focuses on the performance of jurisdictions in providing juvenile justice services.

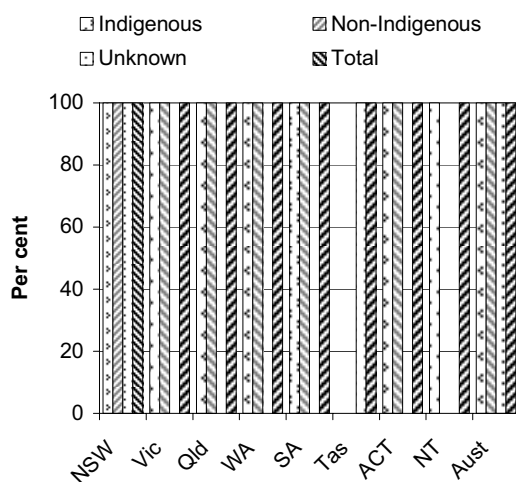
- During 2007-08, 12 102 young people experienced juvenile justice supervision in Australia. Of these young people, 10 948 experienced community-based supervision, 3945 experienced detention-based supervision, with some young people experiencing both (p.15.55).
- Indigenous young people were significantly overrepresented in juvenile detention. The daily average detention rate for Indigenous young people aged 10-17 years was 456.1 per 100 000 Indigenous people aged 10-17 years. By comparison, the daily average rate for the non-Indigenous population aged 10-17 years was 15.3 per 100 000 non-Indigenous young people aged 10-17 years (p. 15.57).

#### Objectives of juvenile justice services

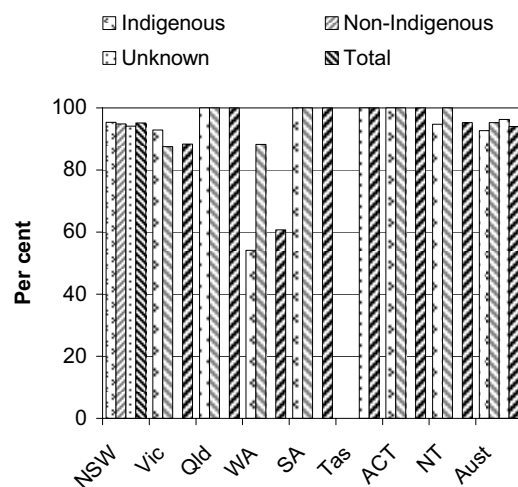
- The overall aim of juvenile justice services is to assist young people to address their offending behaviour and take responsibility for the effect their behaviour has on victims and the wider community. In so doing, juvenile justice services aim to ensure that the interests and views of victims are heard and that services are delivered to rehabilitate young offenders and reintegrate them into their community.

#### Selection of results

Proportion of compulsory school-aged young people in detention attending an accredited education or training course, 2008-09<sup>a</sup> (p. 15.65)

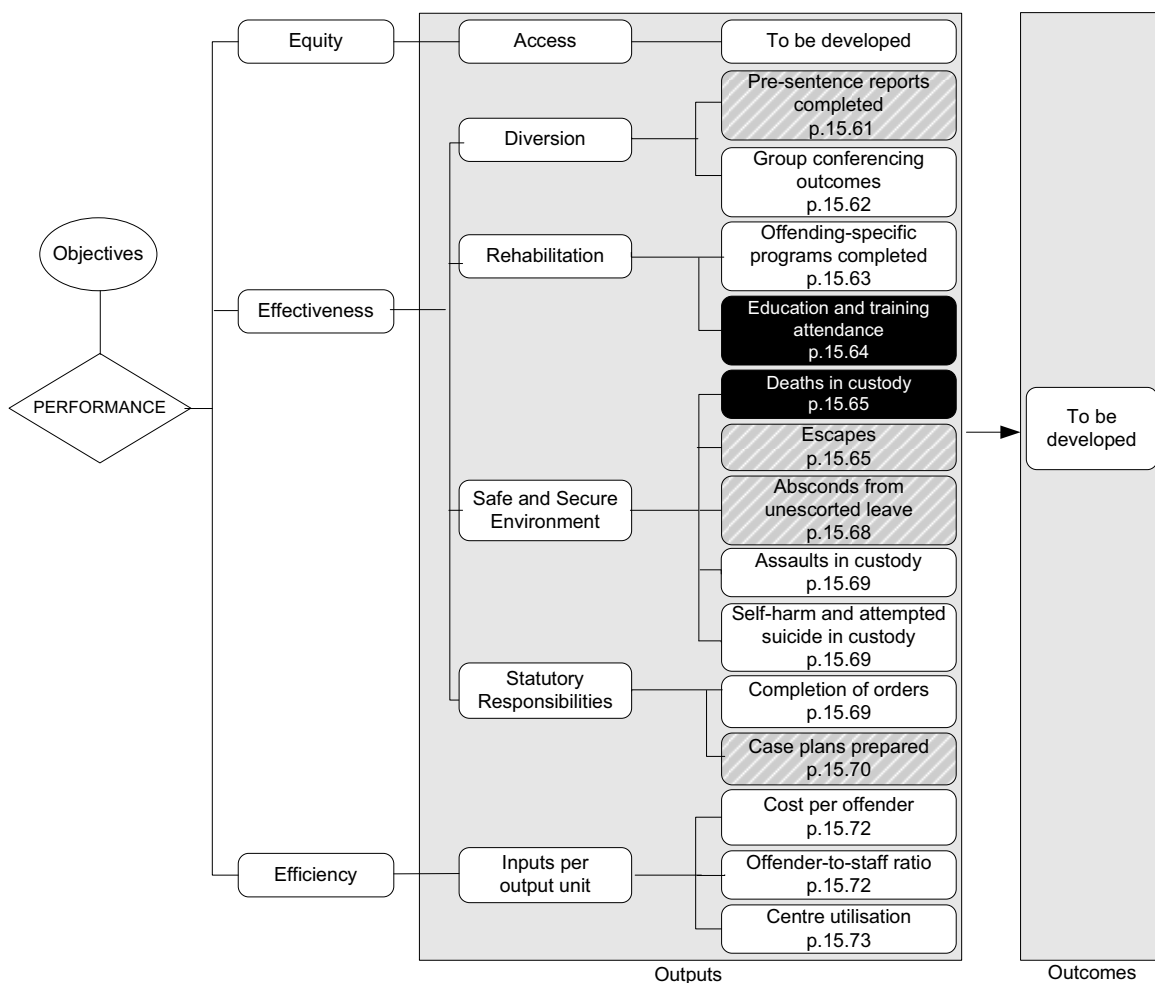


Proportion of young people in detention not of compulsory school age attending an accredited education or training course, 2008-09<sup>a</sup> (p.15.65)



<sup>a</sup> Data and caveats for these figures are available electronically on the CD-ROM enclosed with the Report and from the website for the Review of Government Service Provision ([www.pc.gov.au/gsp/reports/rogs/2010](http://www.pc.gov.au/gsp/reports/rogs/2010)). Data may be subject to revision. The most recent data will be available on the Review website.

Performance indicators for juvenile justice (figure 15.18, p. 15.60)



Key to indicators

- Text** Data for these indicators comparable, subject to caveats to each chart or table
- Text** Data for these indicators not complete or not directly comparable
- Text** These indicators yet to be developed or data not collected for this Report: chapter explains explanatory text

Developments in reporting since the 2009 Report

- This is the first time that juvenile justice performance data have been included in the Report. Performance data for six indicators are included in the 2010 Report. The 2010 Report also includes indicator boxes describing a further seven juvenile justice performance indicators, data for which are expected to be included in the 2011 Report.

[END]

Background information: Lawrence McDonald, Head of Secretariat 03 9653 2178/0421 584 905

Other information: Clair Angel, Media and Publications 02 6240 3239/0417 665 443

Please do not approach other parties for comment before Friday 29 January 2010.

Media copies of this report are available from Clair Angel on 02 6240 3239.

Hard copies of this publication are available from Canprint Communications (ph: 1300 889 873 or email sales@infoservices.com.au). The report will be available via the Internet at www.pc.gov.au on the morning of Friday 29 January 2010.

Tables with an 'A' suffix (eg table 15A.5) are in the attachments on the CD-ROM or on the Review website.