

Under embargo until 1.00am on Friday, 30 January 2009

For personal use only. Third parties should not be approached until the embargo is lifted.

PUBLIC HOSPITALS (CHAPTER 10)

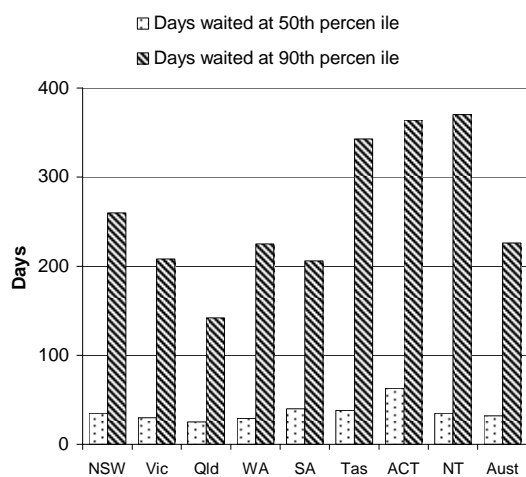
- This chapter reports on the performance of states' and territories' public hospitals, with a focus on acute care services.
- Total recurrent expenditure on public hospitals (excluding depreciation) was \$26.3 billion in 2006-07, a real increase of 5.6 per cent in expenditure from 2005-06 (p. 10.4). The Australian, State and Territory governments financed 93.1 per cent of expenditure on public (non-psychiatric) hospitals in 2006-07 (p. 10.4).
- Australian public (non-psychiatric) hospitals provided 4.6 million separations in 2006-07, equal to 218.0 separations per 1000 people (p. 10.9).

Objectives of public hospitals

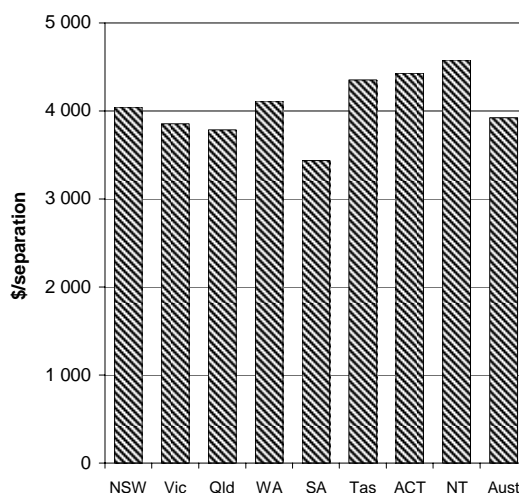
- A key objective of government is to provide public hospital services to ensure the population has access to cost-effective health services, based on clinical need and within clinically appropriate times, regardless of geographic location.

Selection of results

Elective surgery waiting times, public hospitals, 2006-07^a
(p. 10.28)

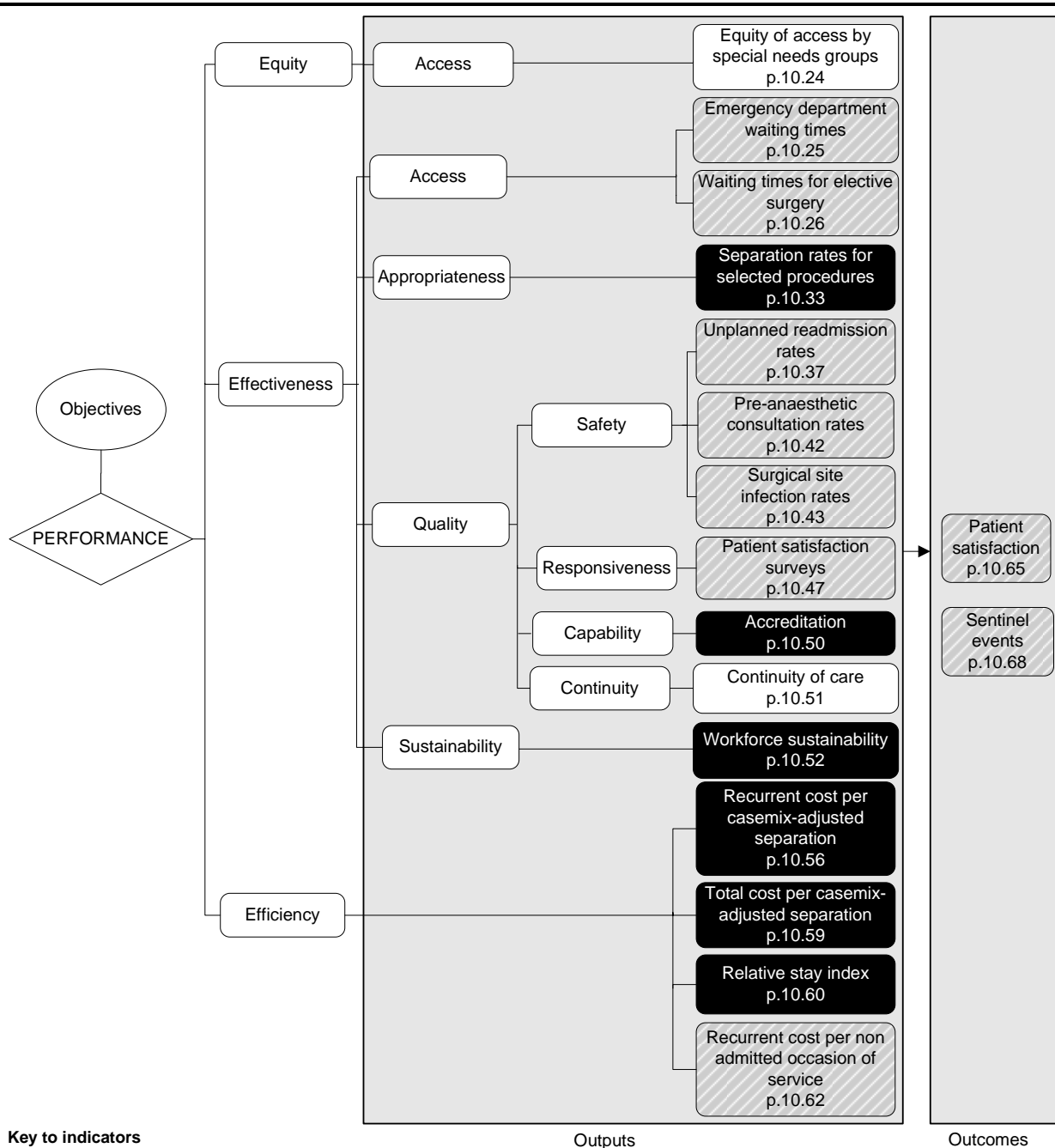


Recurrent cost per casemix-adjusted separation, public hospitals, 2006-07^a (p. 10.57)



^a Data and caveats for these figures are available electronically on the CD-ROM enclosed with the Report and from the website for the Review of Government Service Provision (www.pc.gov.au/gsp/reports/rogs/2009). Data may be subject to revision. The most recent data will be available on the Review website.

Performance indicators for public hospitals (figure 10.13, p. 10.23)



Key to indicators

- Text Data for these indicators comparable, subject to caveats to each chart or table
- Text Data for these indicators not complete or not directly comparable
- Text These indicators yet to be developed or data not collected for this Report: chapter contains explanatory text

[END]

Background information: Lawrence McDonald, Head of Secretariat 03 9653 2178/0421 584 905

Other information: Clair Angel, Media and Publications 02 6240 3239/0417 665 443

Please do not approach other parties for comment before Friday 30 January 2009.

Media copies of this report are available from Clair Angel on 02 6240 3239.

Hard copies of this publication are available from McMillanprint (ph: 02 9795 1200 or email custserv@mcmillanprint.com.au). The report will be available via the Internet at www.pc.gov.au on the morning of Friday 30 January 2009.

Tables with an 'A' suffix (eg table 10A.5) are in the attachments on the CD-ROM or on the Review website.