

Under embargo until 1.00am on Friday, 29 January 2010

For personal use only. Third parties should not be approached until the embargo is lifted.

### CHILDREN'S SERVICES (CHAPTER 3)

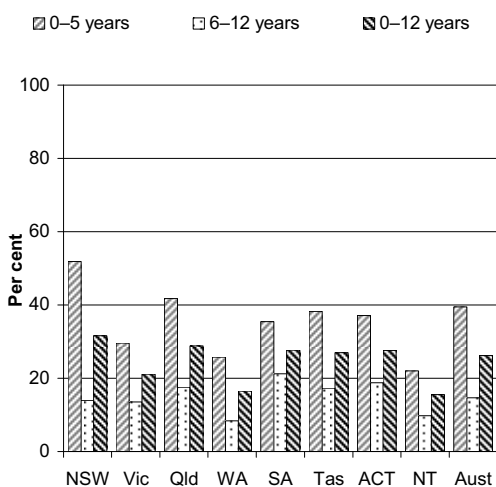
- The focus of this chapter is on government funded and/or provided child care and preschool services for children aged 12 years or younger.
- In the March quarter 2009, 828 381 children aged 12 years or younger attended Australian Government approved child care services. In 2008-09, a further 112 506 children attended State and Territory funded and/or provided child care services and 208 183 children were enrolled in State and Territory funded and/or provided preschool services (pp. 3.11-12).
- Total Australian, State and Territory government expenditure on children's services was approximately \$4.5 billion in 2008-09 (p. 3.9).

### Objectives of children's services

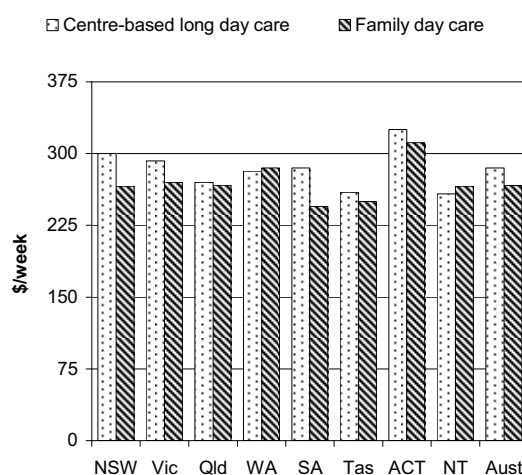
- Children's services aim to:
  - meet the care and education needs of all children in developmentally appropriate ways, in a safe and nurturing environment
  - provide support for families in caring for their children
  - provide these services across a range of settings in an equitable and efficient manner (p. 3.14).

### Selection of results

Proportion of children using Australian Government approved plus State and Territory government funded and/or provided child care, 2008-09<sup>a</sup> (p. 3.24)

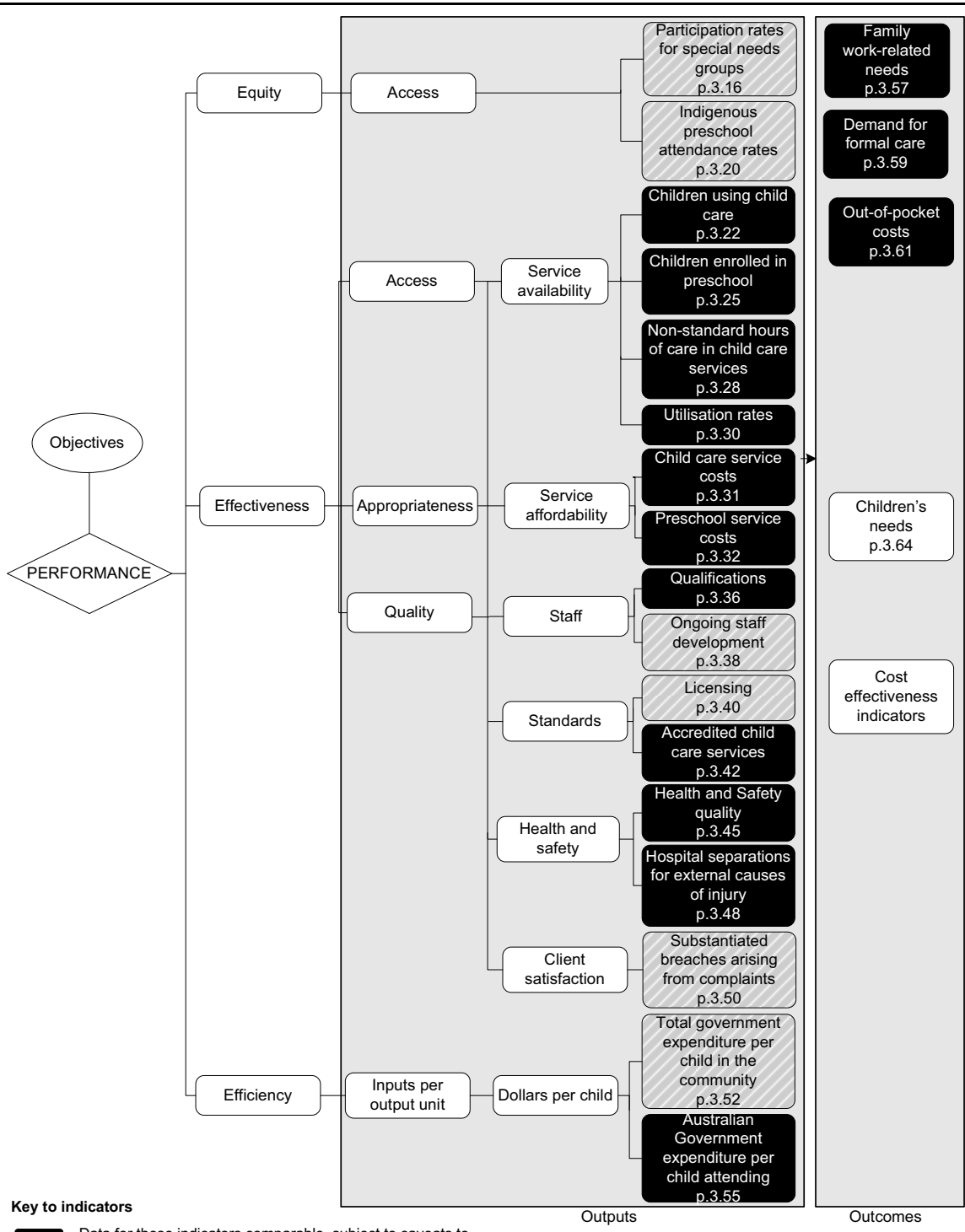


Median fees charged by Australian Government approved child care services, 2009 (\$/week)<sup>a</sup> (p. 3.32)



<sup>a</sup> Data and caveats for these figures are available electronically on the CD-ROM enclosed with the Report and from the website for the Review of Government Service Provision ([www.pc.gov.au/gsp/reports/rogs/2010](http://www.pc.gov.au/gsp/reports/rogs/2010)). Data may be subject to revision. The most recent data will be available on the Review website.

# Performance indicators for Children's services (figure 3.2, p. 3.15)



**Key to indicators**

- Text Data for these indicators comparable, subject to caveats to each chart or table
- Text Data for these indicators are not complete, or not directly comparable
- Text These indicators yet to be developed or data not collected for this Report: chapter contains explanatory text

[MORE]

## Developments in reporting since the 2009 Report

- The major improvements to reporting on children's services this year include:
  - reporting on the age of children enrolled in preschool (pp. 3.27-28)
  - reporting new data from the ABS Childhood Education and Care Survey 2008 across a range of indicators
  - reporting on the level of qualifications of staff employed by Australian Government approved child care services (pp. 3.36-37).

[END]

---

**Background information:** Lawrence McDonald, Head of Secretariat 03 9653 2178/0421 584 905

**Other information:** Clair Angel, Media and Publications 02 6240 3239/0417 665 443

**Please do not approach other parties for comment before Friday 29 January 2010.**

*Media copies of this report are available from Clair Angel on 02 6240 3239.*

*Hard copies of this publication are available from Canprint Communications (ph: 1300 889 873 or email sales@infoservices.com.au). The report will be available via the Internet at [www.pc.gov.au](http://www.pc.gov.au) on the morning of Friday 29 January 2010.*

*Tables with an 'A' suffix (eg table 3A.5) are in the attachments on the CD-ROM or on the Review website.*