

Under embargo until 1.00am on Friday, 30 January 2009

For personal use only. Third parties should not be approached until the embargo is lifted.

## INDIGENOUS COMMUNITY HOUSING (CHAPTER 16)

This chapter reports on the performance of governments in providing Commonwealth State Housing Agreement (CSHA) public and community housing, and State owned and managed Indigenous housing (SOMIH). It also includes Indigenous community housing and the delivery of Commonwealth Rent Assistance (CRA). This Factsheet focuses on the delivery and performance of Indigenous community housing.

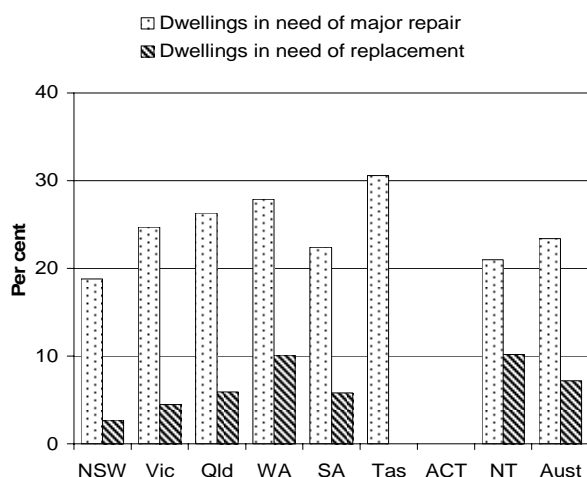
There were approximately 21 000 permanent dwellings managed by Indigenous community housing organisations (ICHOs), at 30 June 2007, of which approximately 19 500 were managed by funded/actively registered ICHOs (table 16A.37).

### Objectives of Indigenous community housing

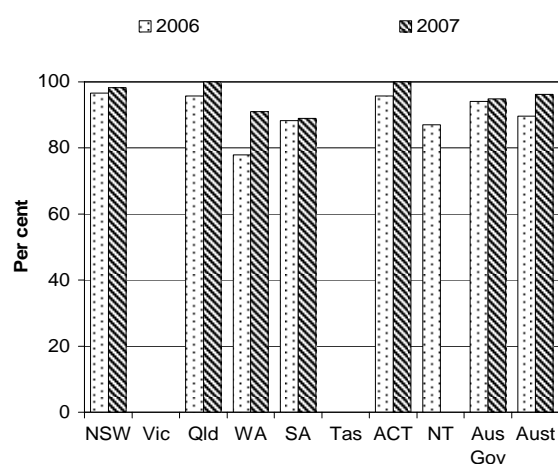
A national ten year strategy to improve Indigenous housing, *Building a Better Future*, was agreed in 2001 by Australian, State and Territory Housing Ministers. The desired strategy outcomes are better housing and housing services, more housing, improved partnerships, greater effectiveness and efficiency, and improved performance linked to accountability and coordination of services (p. 16.3).

### Selection of results

Indigenous community housing — dwelling condition, (per cent), 2006<sup>a</sup> (p. 16.65)

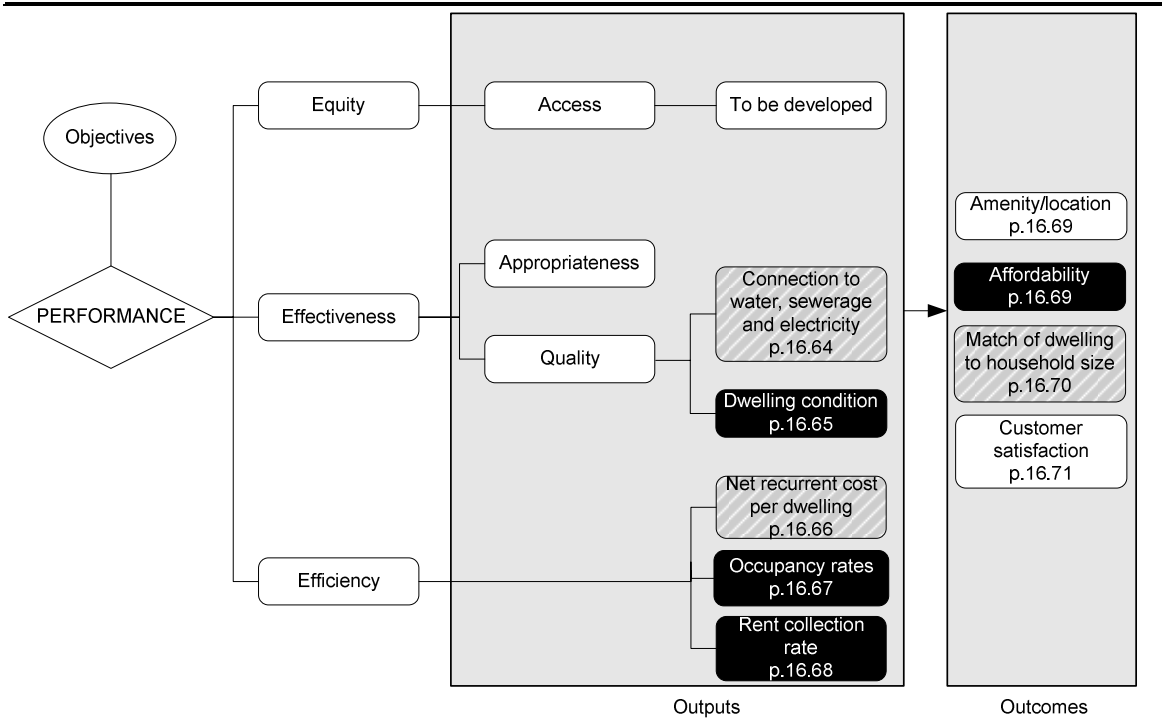


Indigenous community housing — occupancy rates (per cent)<sup>a</sup> (p. 16.67)



<sup>a</sup> Data and caveats for these figures are available electronically on the CD-ROM enclosed with the Report and from the website for the Review of Government Service Provision ([www.pc.gov.au/gsp/reports/rogs/2009](http://www.pc.gov.au/gsp/reports/rogs/2009)). Data may be subject to revision. The most recent data will be available on the Review website.

Performance indicators for Indigenous community housing (figure 16.19, p. 16.61)



Key to indicators

- Text** Data for these indicators comparable, subject to caveats to each chart or table
- Text** Data for these indicators not complete or not directly comparable
- Text** These indicators yet to be developed or data not collected for this Report chapter contains explanatory text

Developments in reporting since the 2008 Report

The performance indicator framework section of the chapter for Indigenous community housing was restructured to improve clarity and readability.

[END]

**Background information:** Lawrence McDonald, Head of Secretariat 03 9653 2178/0421 584 905

**Other information:** Clair Angel, Media and Publications 02 6240 3239/0417 665 443

**Please do not approach other parties for comment before Friday 30 January 2009.**

Media copies of this report are available from Clair Angel on 02 6240 3239.

Hard copies of this publication are available from McMillanprint (ph: 02 9795 1200 or email [custserv@mcmillanprint.com.au](mailto:custserv@mcmillanprint.com.au)). The report will be available via the Internet at [www.pc.gov.au](http://www.pc.gov.au) on the morning of Friday 30 January 2009.

Tables with an 'A' suffix (eg table 16A.5) are in the attachments on the CD-ROM or on the Review website.