

Under embargo until 1.00am on Friday, 29 January 2010

For personal use only. Third parties should not be approached until the embargo is lifted.

PRIMARY AND COMMUNITY HEALTH (CHAPTER 11)

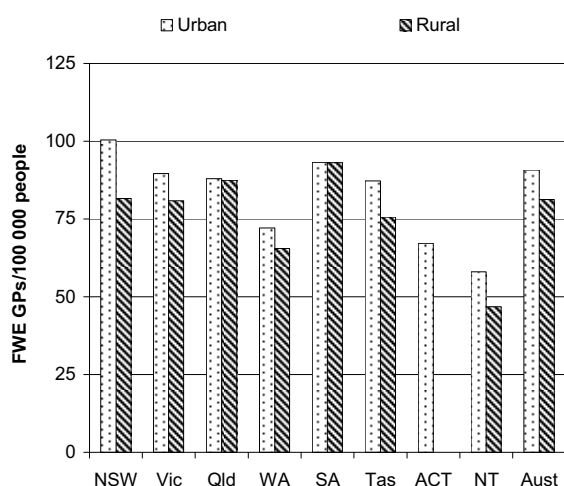
- This chapter covers general practice, primary healthcare services for Indigenous people, drug and alcohol treatment, public dental services, maternal and child health, the Pharmaceutical Benefits Scheme (PBS), the Repatriation Pharmaceutical Benefits Scheme (RPBS) and a range of other community health services.
- Australian Government expenditure on general practitioners in Australia was around \$5.8 billion, or \$269 per person, in 2008-09 (p. 11.6). Total expenditure by all governments on community and public health was \$7.0 billion in 2007-08 (p. 11.7). Expenditure on the PBS and RPBS was around \$7.0 billion, or \$325 per person, in 2008-09 (p. 11.7).

Objectives of primary and community health

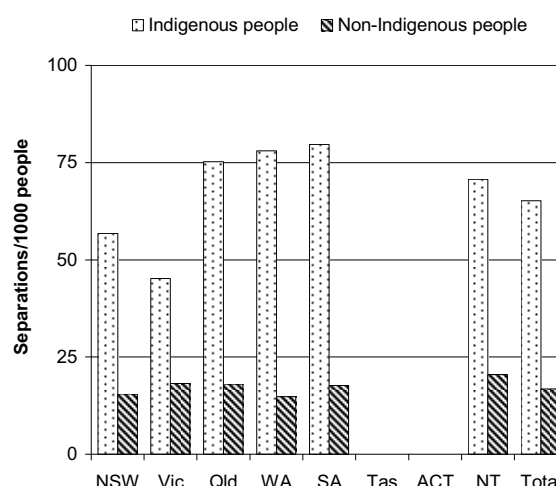
- Primary and community health services aim to support and improve the health of Australians by providing a universally accessible point of entry to the healthcare system, promoting health and preventing illness, providing timely, high quality healthcare that meets individual needs throughout the lifespan and coordinating service provision to ensure continuity of care. In addition, governments aim to ensure that primary and community health services are based on best practice evidence and delivered in an equitable and efficient manner.

Selection of results

Availability of GPs (full time workload equivalent), 2008-09^a (p. 11.19)

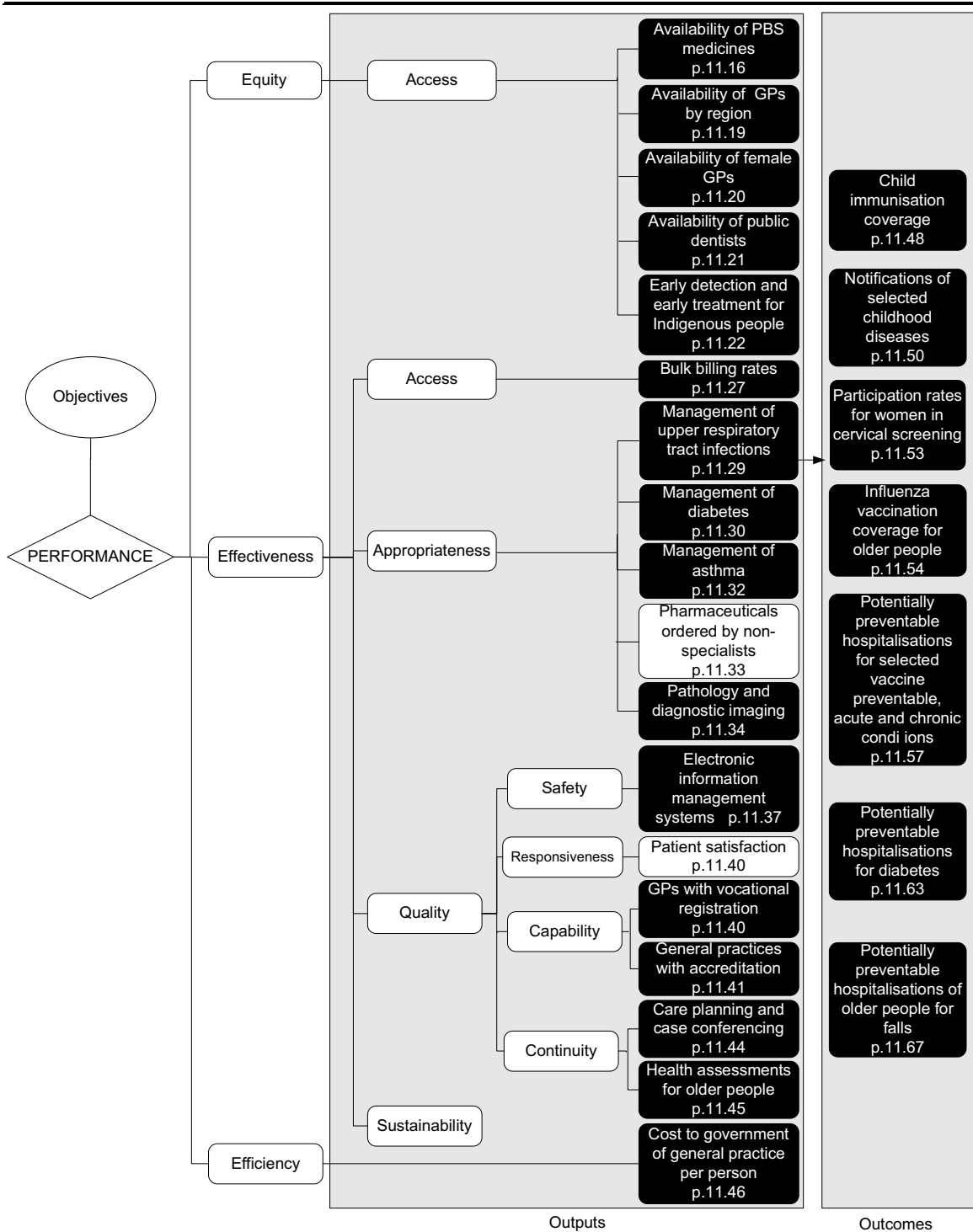


Separations for selected chronic conditions by Indigenous status, 2007-08^a (p. 11.62)



^a Data and caveats for these figures are available electronically on the CD-ROM enclosed with the Report and from the website for the Review of Government Service Provision (www.pc.gov.au/gsp/reports/rogs/2010). Data may be subject to revision. The most recent data will be available on the Review website.

Performance indicators for primary and community health (figure 11.2, p. 11.15)



Key to indicators

- Text Data for these indicators comparable, subject to caveats to each chart or table
- Text Data for these indicators not complete or not directly comparable
- Text These indicators yet to be developed or data not collected for this Report: chapter contains explanatory text

Developments in reporting since the 2009 Report

- The objectives have been revised to better reflect current understanding of the primary and community healthcare sector.
- Three previously separate indicators have been combined into a single indicator, 'potentially preventable hospitalisations for selected vaccine preventable, acute and chronic conditions', consistent with other current national reporting conventions.

[END]

Background information: Lawrence McDonald, Head of Secretariat 03 9653 2178/0421 584 905

Other information: Clair Angel, Media and Publications 02 6240 3239/0417 665 443

Please do not approach other parties for comment before Friday 29 January 2010.

Media copies of this report are available from Clair Angel on 02 6240 3239.

Hard copies of this publication are available from Canprint Communications (ph: 1300 889 873 or email sales@infoservices.com.au). The report will be available via the Internet at www.pc.gov.au on the morning of Friday 29 January 2010.

Tables with an 'A' suffix (eg table 11A.5) are in the attachments on the CD-ROM or on the Review website.