

Under embargo until 1.00am on Friday, 30 January 2009

For personal use only. Third parties should not be approached until the embargo is lifted.

VOCATIONAL EDUCATION AND TRAINING (CHAPTER 5)

- In 2007, the Australian and State and Territory governments provided \$4.0 billion of recurrent expenditure for Vocational Education and Training (VET) (p. 5.3).
- Nationally, 1.2 million people participated in training funded from government recurrent expenditure (p. 5.6). The participation rate in such training for 15–64 year olds was 8.2 per cent (p. 5.14). (These figures do not include all students undertaking accredited training, as many students undertake training not funded by government.)
- These government funded students completed over 307.4 million hours of VET programs delivered by technical and further education (TAFE) institutes, other government providers, universities, community organisations and private providers, at 12 427 locations (pp. 5.6-7).

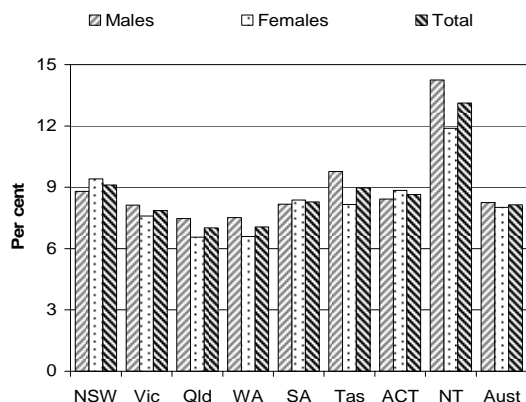
Objectives of vocational education and training

Shaping our Future — Australia's National Strategy for Vocational Education and Training 2004–2010 details the objectives for VET (p. 5.11):

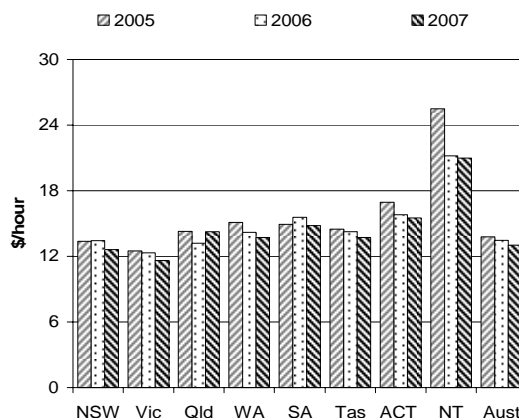
- industry will have a highly skilled workforce to support strong performance in the global economy
- employers and individuals will be at the centre of vocational education and training
- communities and regions will be strengthened economically and socially through learning and employment
- Indigenous Australians will have skills for viable jobs and their learning culture will be shared.

Selection of results

VET participation rate for people aged 15–64 years, by sex, 2007^a (p. 5.14)

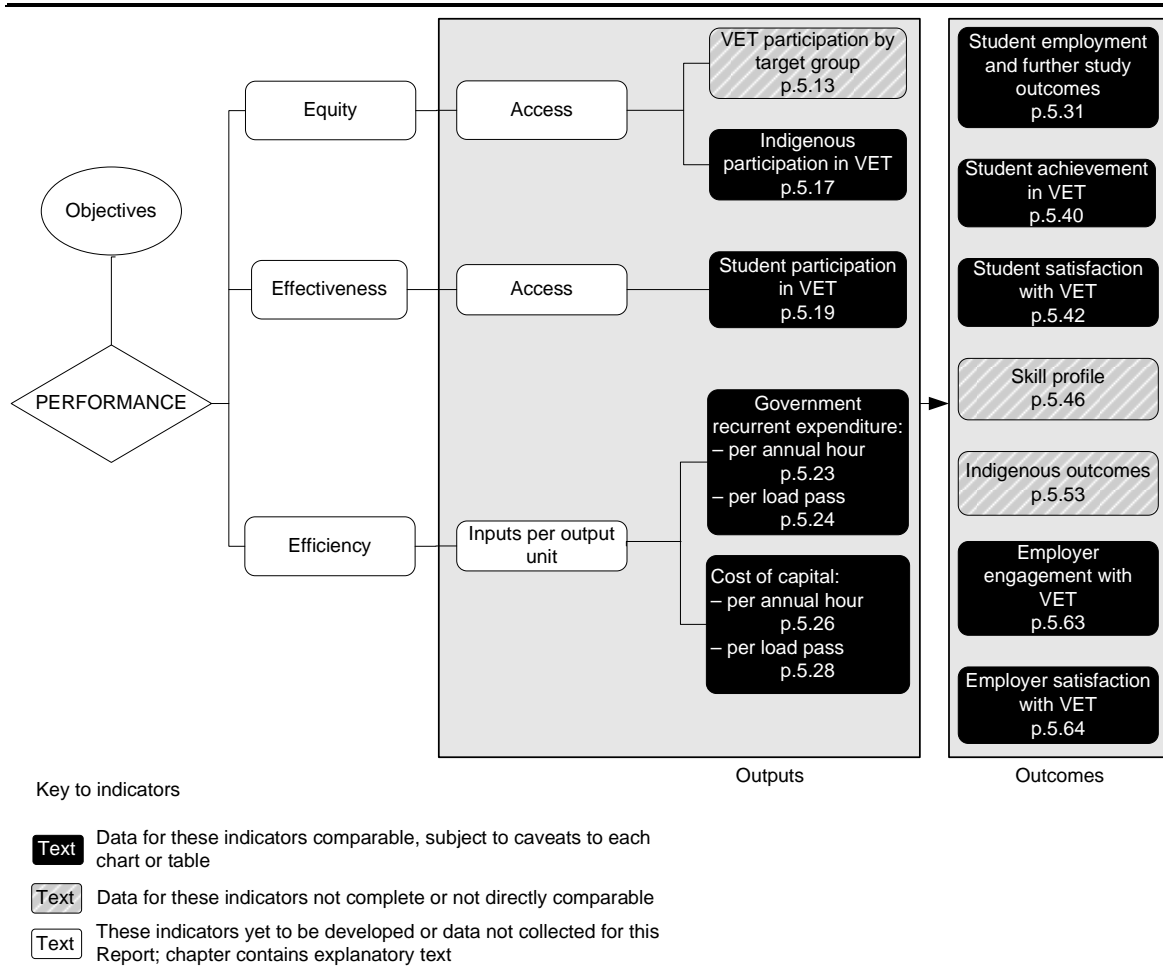


Government real recurrent expenditure per annual hour (2007 dollars)^a (p. 5.24)



^a Data and caveats for these figures are available electronically on the CD-ROM enclosed with the Report and from the website for the Review of Government Service Provision (www.pc.gov.au/gsp/reports/rogs/2009). Data may be subject to revision. The most recent data will be available on the Review website.

Performance indicators for vocational education and training (figure 5.4, p. 5.12)



Developments in reporting since the 2008 Report

- reporting of participation in certificate level III qualifications and above, by target age groups (pp. 5.20-21)
- reporting of VET and TAFE graduates who improved their employment circumstances after training, by Indigenous status (p. 5.38 and p. 5.61)
- reporting of TAFE graduates who improved their employment circumstances after training, by selected target groups (p. 5.38).

[END]

Background information: Lawrence McDonald, Head of Secretariat 03 9653 2178/0421 584 905

Other information: Clair Angel, Media and Publications 02 6240 3239/0417 665 443

Please do not approach other parties for comment before Friday 30 January 2009.

Media copies of this report are available from Clair Angel on 02 6240 3239.

Hard copies of this publication are available from McMillanprint (ph: 02 9795 1200 or email custserv@mcmillanprint.com.au). The report will be available via the Internet at www.pc.gov.au on the morning of Friday 30 January 2009.

Tables with an 'A' suffix (eg table 5A.5) are in the attachments on the CD-ROM or on the Review website.