

Under embargo until 1.00am on Friday, 29 January 2010

For personal use only. Third parties should not be approached until the embargo is lifted.

MENTAL HEALTH (CHAPTER 12)

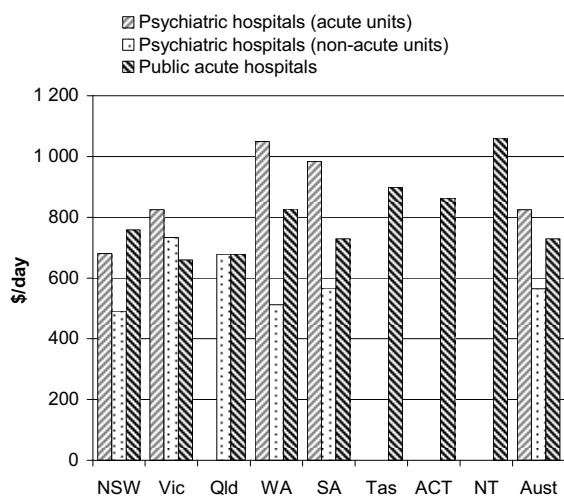
- The focus of this chapter is on the performance of governments in managing two key health issues: breast cancer and mental health. This factsheet focuses on the performance of governments in managing people with a mental illness through specialised mental health services that treat mostly low prevalence but severe illness.
- Real government recurrent expenditure of around \$5.1 billion was allocated to mental health services in 2007-08. State and Territory governments made the largest contribution (\$3.2 billion, or 62.8 per cent), although this included some Australian Government funds under the Australian Health Care Agreements (p. 12.43). The Australian Government funded the remainder (\$1.9 billion, or 37.2 per cent) (tables 12A.28 and 12A.29).

Broad objectives of National Mental Health Policy

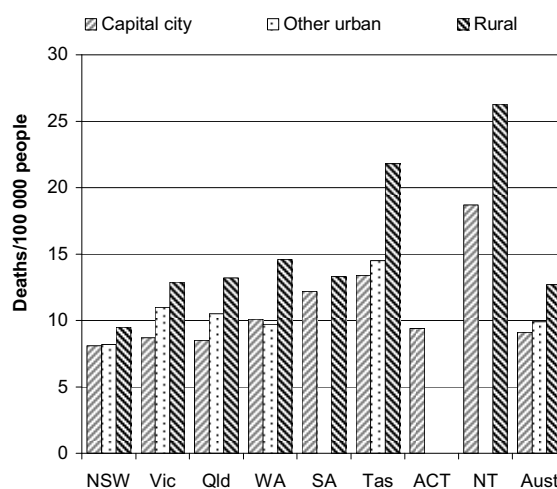
- The broad objectives of Mental Health Policy include to: improve the effectiveness and quality of service delivery and outcomes; prevent, where possible, the development of mental illness; undertake early intervention for mental health problems and mental illness; promote recovery and reduce, where possible, the impact of mental illness on individuals, families and the community; and improve mental health and facilitate recovery from illness through more stable accommodation and support and meaningful participation in recreational, social, employment and other activities in the community.

Selection of results

Average recurrent cost per inpatient bed day, public hospitals, by hospital type, 2007-08^a (p. 12.76)

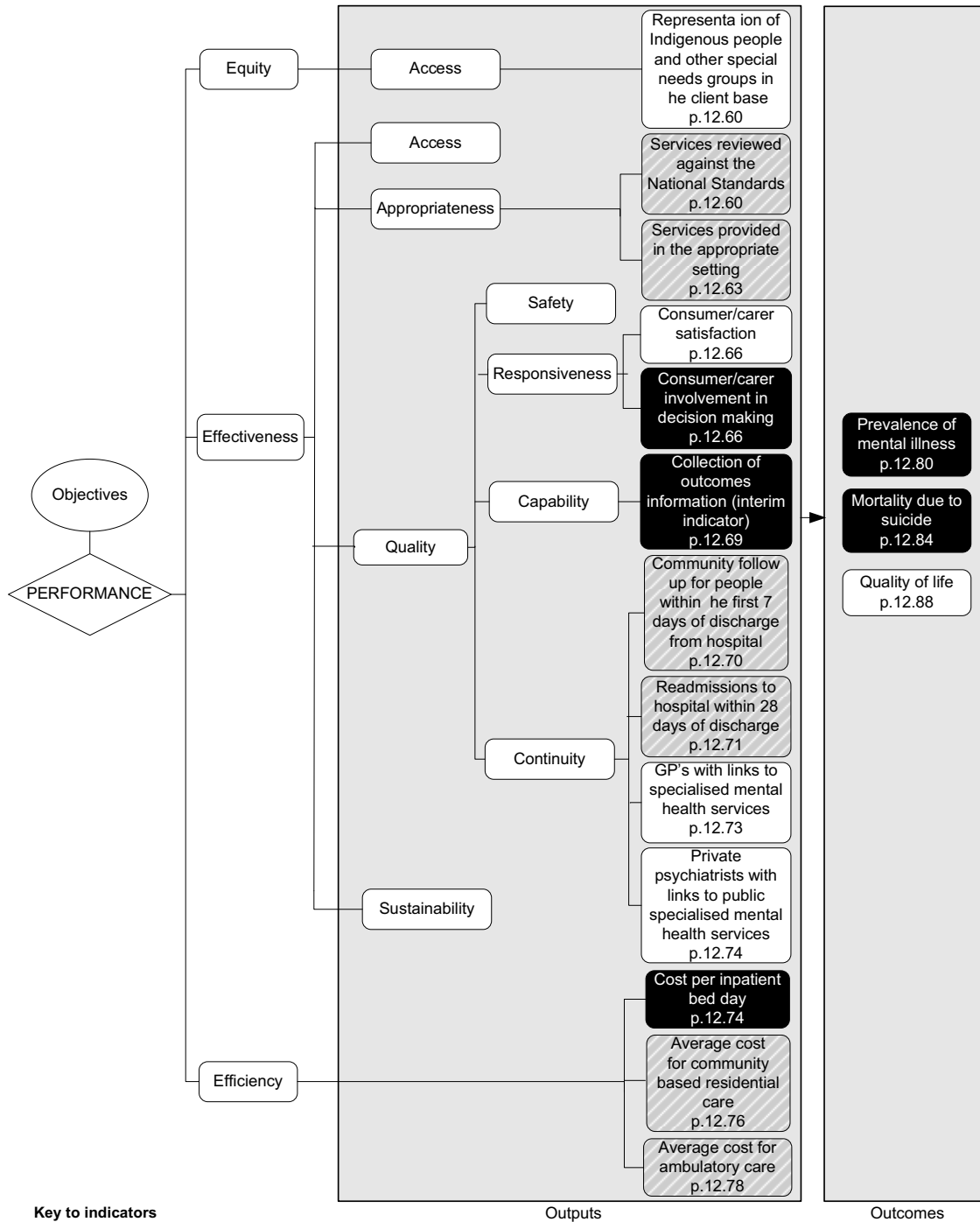


Suicide rate, by area of residence, 2003–2007^a (p. 12.87)



^a Data and caveats for these figures are available electronically on the CD-ROM enclosed with the Report and from the website for the Review of Government Service Provision (www.pc.gov.au/gsp/reports/rogs/2010). Data may be subject to revision. The most recent data will be available on the Review website.

Performance indicators for mental health (figure 12.31, p. 12.59)



Key to indicators

- Text** Data for these indicators comparable, subject to caveats to each chart or table
- Text** Data for these indicators not complete or not directly comparable
- Text** These indicators yet to be developed or data not collected for this Report: chapter contains explanatory text

[MORE]

Developments in reporting since the 2009 Report

- Two measures replace the previously reported measure for the 'Average cost of ambulatory care' indicator (cost per treated patient in the community).
 - Average cost per episode of ambulatory care provided by community mental health services.
 - Average number of community treatment days per episode of ambulatory care provided by community mental health services.
- Data from the 2007 *National Survey of Mental Health and Wellbeing* are now reported under the indicator 'prevalence of mental illness', previously these data were in the profile section.

[END]

Background information: Lawrence McDonald, Head of Secretariat 03 9653 2178/0421 584 905

Other information: Clair Angel, Media and Publications 02 6240 3239/0417 665 443

Please do not approach other parties for comment before Friday, 29 January 2010.

Media copies of this report are available from Clair Angel on 02 6240 3239.

Hard copies of this publication are available from Canprint Communications (ph: 1300 889 873 or email sales@infoservices.com.au). The report will be available via the Internet at www.pc.gov.au on the morning of Friday, 29 January 2010.

Tables with an 'A' suffix (eg table 14A.5) are in the attachments on the CD-ROM or on the Review website.