

# FYI Training Pty Ltd (21976)

## 2019 RTO Performance Summary Report

This report details the 2019 results of the *Student Satisfaction Survey* and from the *Employer Satisfaction Survey*, as well as results from previous years of the surveys (where available). The below overview presents the key Performance Measures across **Student experience**, **Student outcomes**, and **Employer feedback**.

In 2019, 64 students from FYI Training Pty Ltd (21976) took part in the survey. This is a response rate of 56.6%. The average response rate for all of Victoria was 35.7%.

In 2019, 50 of the respondents in the survey were completers and 14 were early leavers.

### Performance measures

This table provides an overview of the 11 performance measures and is followed by a detailed analysis of these results.

	FYI Training Pty Ltd			2019 average
	2019	2018	Trend	Victoria
<b>Student experience</b>				
Proportion of VET students who were satisfied with training provided by FYI Training Pty Ltd	90.6% ▲	85.4%		77.5%
Proportion of VET students who reported a positive perception of teaching	90.6% ▲	84.0%		68.3%
Proportion of VET students who reported a positive perception of the assessment process	93.8% ▲	79.2%		69.5%
Proportion of VET students who were satisfied with generic skills and learning experiences	73.4% ▲	54.9%		46.8%
<b>Student outcomes</b>				
Proportion of VET students who achieved their main reason for training	79.7% ▲	70.6%		73.5%
Proportion of VET students with an improved employment status after training	65.0% ▲	47.7%		45.2%
Proportion of VET students who went on to further study at a higher level than their completed training	13.3% ▼	23.9%		19.9%
Proportion of VET students who would recommend FYI Training Pty Ltd	93.8% ▲	85.4%		76.0%
<b>Employer feedback</b>				
Proportion of employers who were satisfied with training provided by FYI Training Pty Ltd	%	%		78.5%
Proportion of employers who would recommend FYI Training Pty Ltd	%	%		73.6%
Proportion of employers who reported improvement in the generic skills of their apprentices and trainees	%	%		59.5%

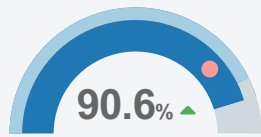
▲ Higher than previous year ▼ Lower than previous year

# Student experience summary

## Legend

FYI Training Pty Ltd ■ 2019 ■ 2018 ● 2019 Victorian average ▲ Higher than previous year ▼ Lower than previous year

Proportion of VET students who were **satisfied with training** provided by FYI Training Pty Ltd

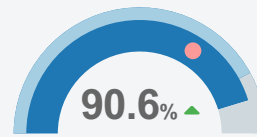


2019 n = 64

This measure is based on the proportion of students who reported that they were "Very satisfied" or "Satisfied" with training provided by the RTO, exclusive of missing items and 'not applicable' responses.

	2017	2018	2019
<a href="#">Overall, how satisfied are you with your training?</a>	94.1	85.4 ▼	90.6 ▲

Proportion of VET students who reported a **positive perception of teaching**

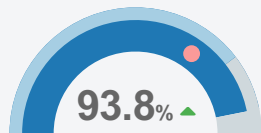


2019 n = 64

This measure is based on the proportion of students who reported that they were "Very satisfied" or "Satisfied" with all three components of the question, exclusive of missing items and "Not applicable" responses.

	2017	2018	2019
<a href="#">Clearly taught the subject</a>	92.6	90.0 ▼	93.8 ▲
<a href="#">Understood your learning needs</a>	92.6	86.0 ▼	93.8 ▲
<a href="#">Had current industry experience</a>	92.6	90.0 ▼	93.8 ▲

Proportion of VET students who reported a **positive perception of the assessment process**

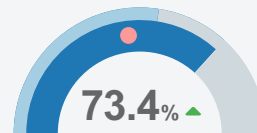


2019 n = 64

This measure is based on the proportion of students who reported that they were "Very satisfied" or "Satisfied" with all three components of the question, exclusive of missing items and "Not applicable" responses.

	2017	2018	2019
<a href="#">Clearly outlined to you</a>	95.6	83.0 ▼	93.8 ▲
<a href="#">Appropriate for your studies</a>	95.6	85.4 ▼	93.8 ▲
<a href="#">Carried out as outlined to you</a>	95.6	87.5 ▼	93.8 ▲

Proportion of VET students who were satisfied with **generic skills and learning experiences**



2019 n = 64

This measure is based on the proportion of students who reported that they were "Very satisfied" or "Satisfied" with all six components of the question, exclusive of missing items and "Not applicable" responses.

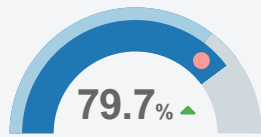
	2017	2018	2019
<a href="#">English writing skills</a>	82.5	82.6 ▲	85.5 ▲
<a href="#">Numerical skills</a>	75.9	61.9 ▼	77.3 ▲
<a href="#">Problem solving skills</a>	89.2	81.3 ▼	90.2 ▲
<a href="#">Team working skills</a>	91.2	90.0 ▼	87.3 ▼
<a href="#">Self-confidence</a>	88.2	86.3 ▼	89.1 ▲
<a href="#">Career outlook</a>	88.2	82.4 ▼	92.1 ▲

# Student outcomes summary

## Legend

FYI Training Pty Ltd ■ 2019 ■ 2018 ● 2019 Victorian average ▲ Higher than previous year ▼ Lower than previous year

### Proportion of VET students who **achieved their main reason for training**

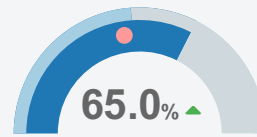


2019 n = 64

This measure is based on the proportion of students who reported they “Strongly Agree” or “Agree” that they achieved their main reason for undertaking training.

	2017	2018	2019
<a href="#">You achieved your main reason for doing the course</a>	85.3	70.6 ▼	79.7 ▲

### Proportion of VET students with an **improved employment status after training**



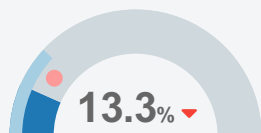
2019 n = 60

This measure is based on student responses to nine questions. Students had an “improved employment status after training” if they were employed before training and afterwards had greater responsibility, a promotion, started a new role, earned more, worked more hours, gained extra skills, completed an apprenticeship/traineeship or set up a business. For those that were unemployed, they had “improved employment status” if they got a job or set up a business.

The methodology used to construct this measure was changed in 2018. So, the results for 2017 have not been displayed.

	2017	2018	2019
Proportion of VET students with an improved employment status after training	-	47.7	65.0 ▲

### Proportion of VET students who went on to **further study at a higher level** than their completed training

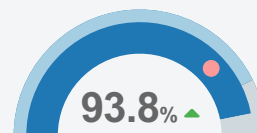


2019 n = 60

Students that commenced another course or further study were asked about the level of the new course. This measure is based on the proportion of students who reported that they were going onto further study at a higher level than the course recorded in their administrative data.

	2017	2018	2019
Proportion of VET students who went on to further study at a higher level than their completed training	12.5	23.9 ▲	13.3 ▼

### Proportion of VET students who would **recommend their RTO**



2019 n = 64

This measure is based on the proportion of students who reported that they were “Very likely” or “Likely” to recommend the RTO to other students.

	2017	2018	2019
<a href="#">How likely would you be to recommend this training organisation to other students?</a>	91.2	85.4 ▼	93.8 ▲

## Employer feedback summary

Results from the *Employer Satisfaction Survey* will only be shown where there are five or more employers of apprentices or trainees who responded to the survey.

### Legend

FYI Training Pty Ltd ■ 2019 ■ 2018 ● 2019 Victorian average ▲ Higher than previous year ▼ Lower than previous year

Proportion of employers who were **satisfied with training** provided by FYI Training Pty Ltd

No information to display - low response rate or not applicable

Proportion of employers who would **recommend** FYI Training Pty Ltd

No information to display - low response rate or not applicable

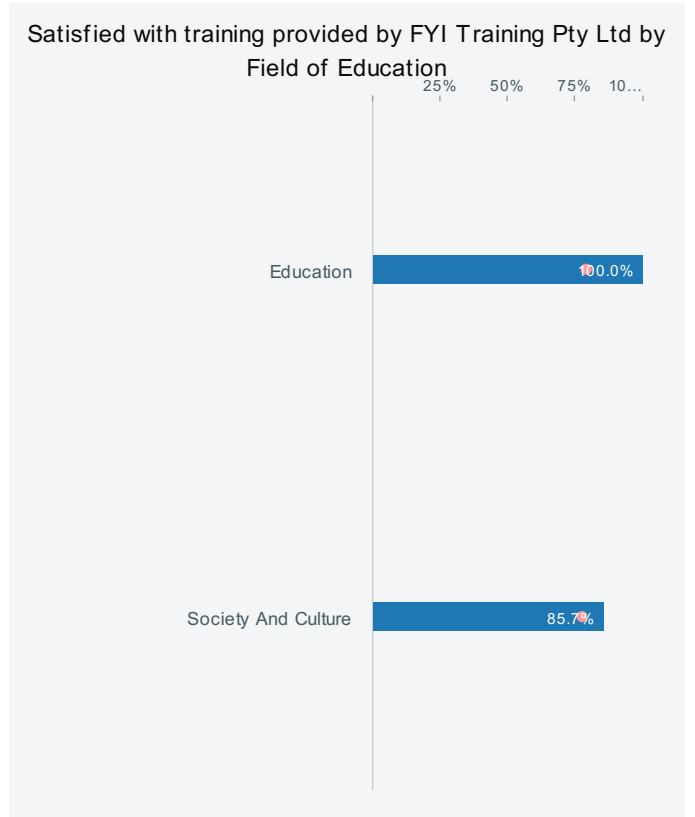
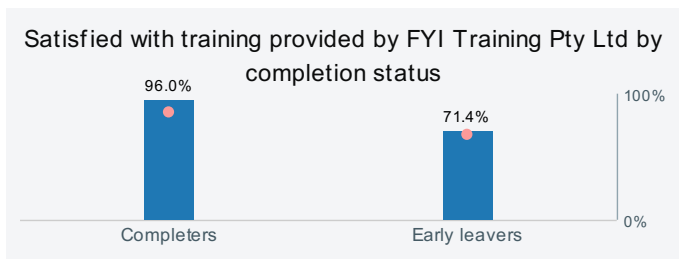
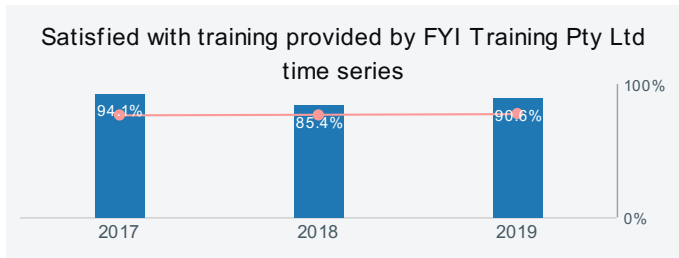
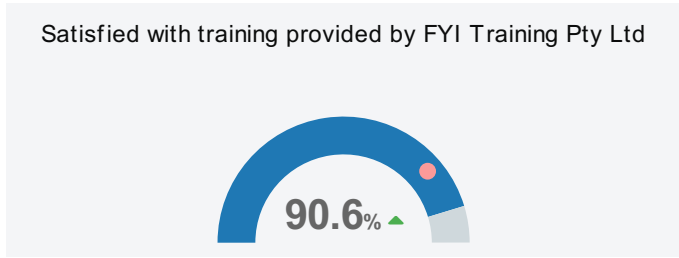
Proportion of employers who reported improvement in **generic skills**

No information to display - low response rate or not applicable

# Student experience

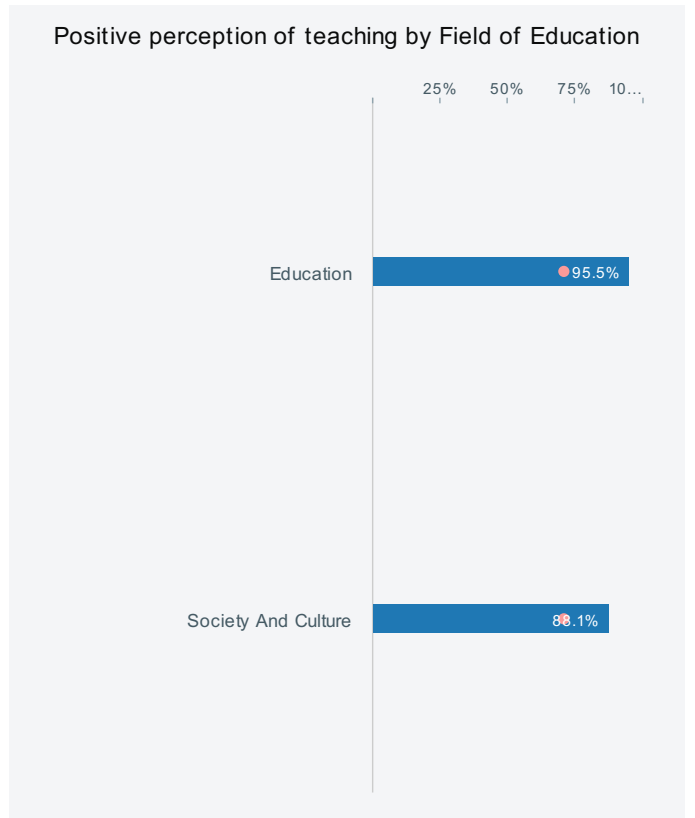
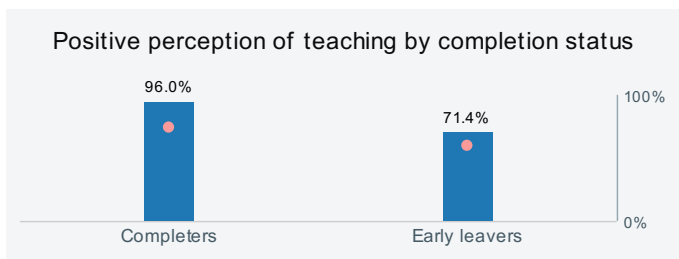
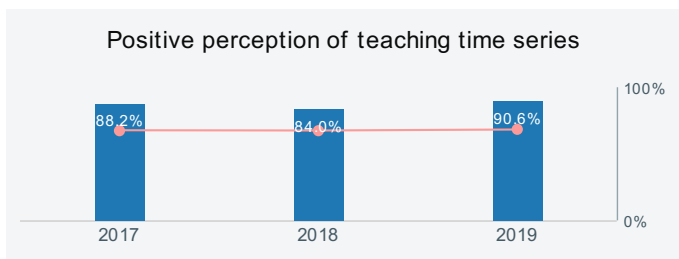
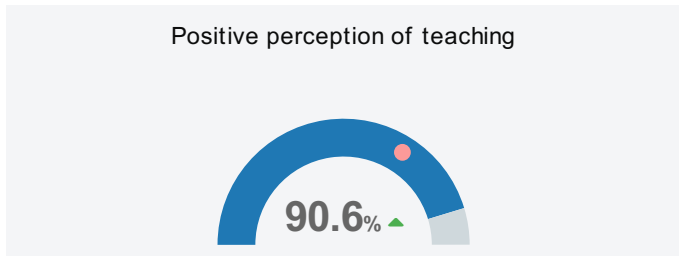
## Proportion of VET students who were satisfied with training provided by FYI Training Pty Ltd

FYI Training Pty Ltd ■ 2019 ● 2019 Victorian average ▲ Higher than previous year ▼ Lower than previous year



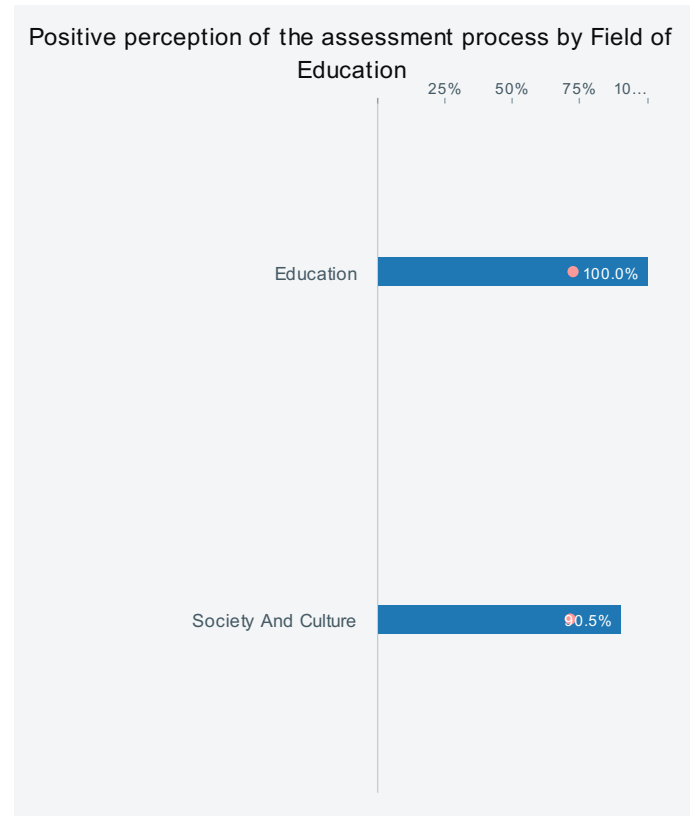
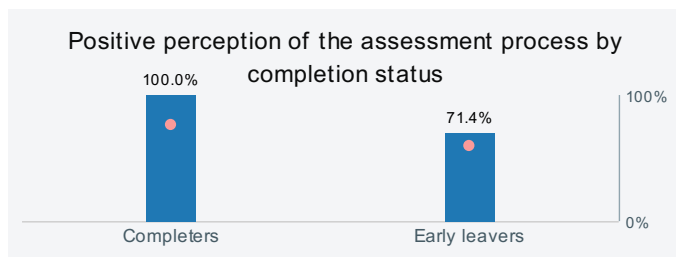
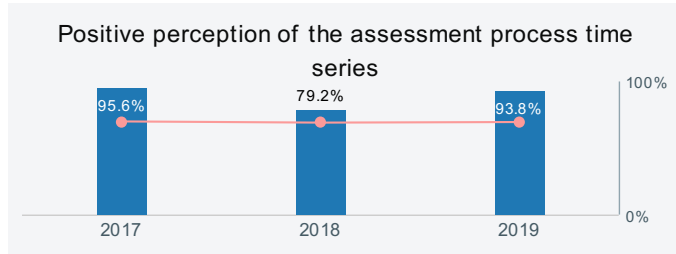
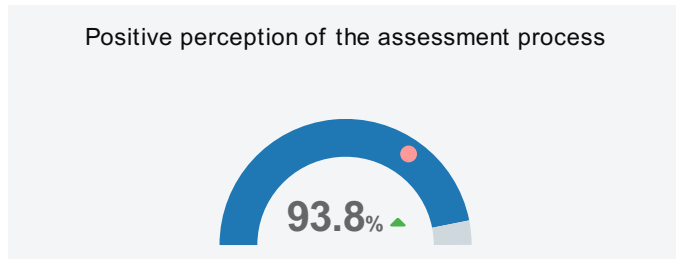
## Proportion of VET students who reported a positive perception of teaching

FYI Training Pty Ltd ■ 2019 ● 2019 Victorian average ▲ Higher than previous year ▼ Lower than previous year



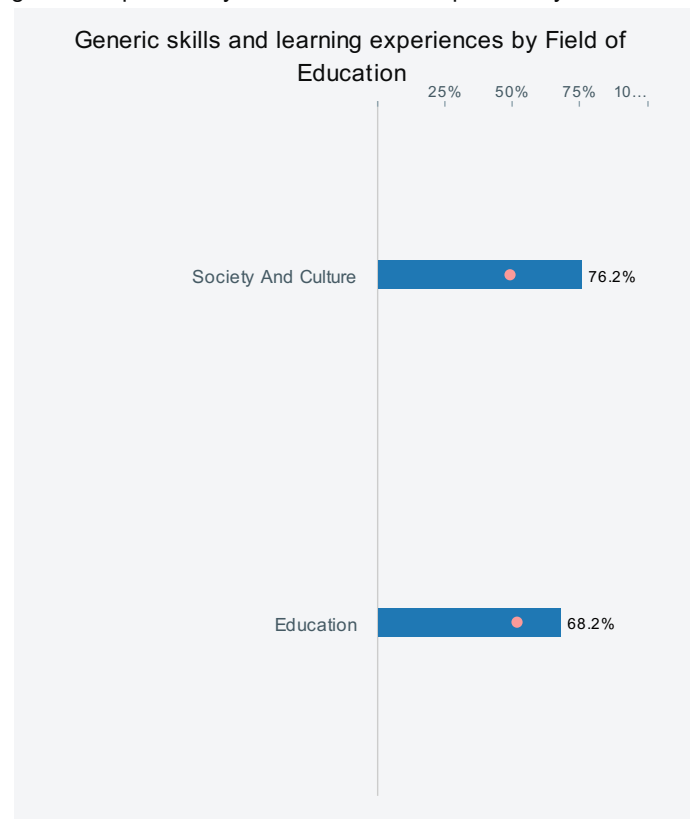
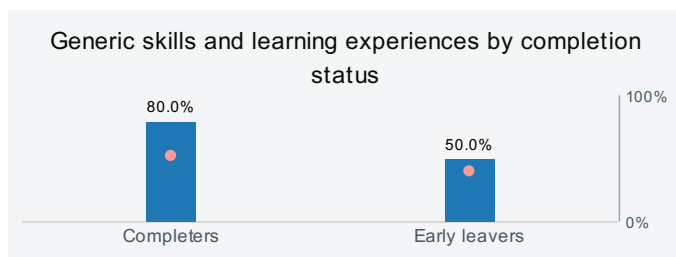
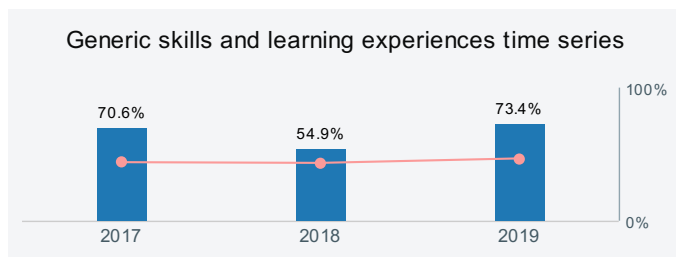

## Proportion of VET students who reported a positive perception of the assessment process

FYI Training Pty Ltd ■ 2019 ● 2019 Victorian average ▲ Higher than previous year ▼ Lower than previous year



## Proportion of VET students who were satisfied with generic skills and learning experiences

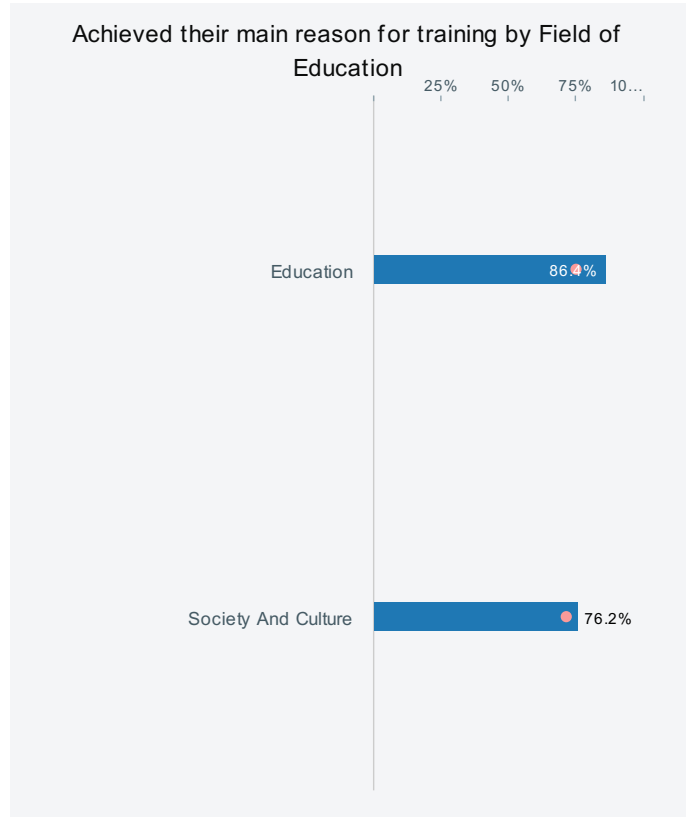
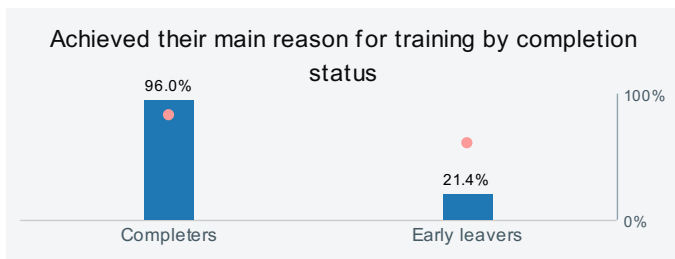
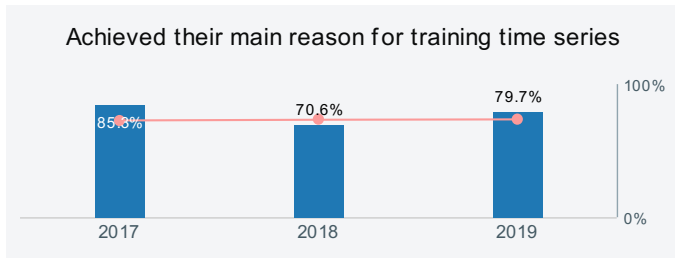
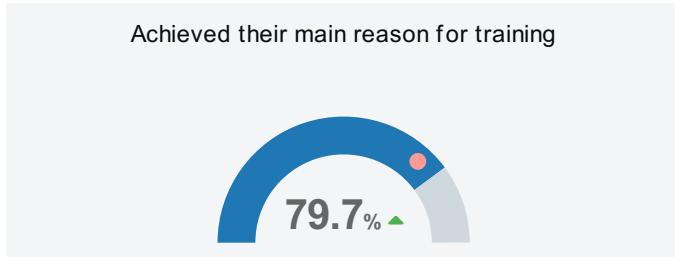
FYI Training Pty Ltd ■ 2019 ● 2019 Victorian average ▲ Higher than previous year ▼ Lower than previous year



# Student outcomes

## Proportion of VET students who achieved their main reason for training

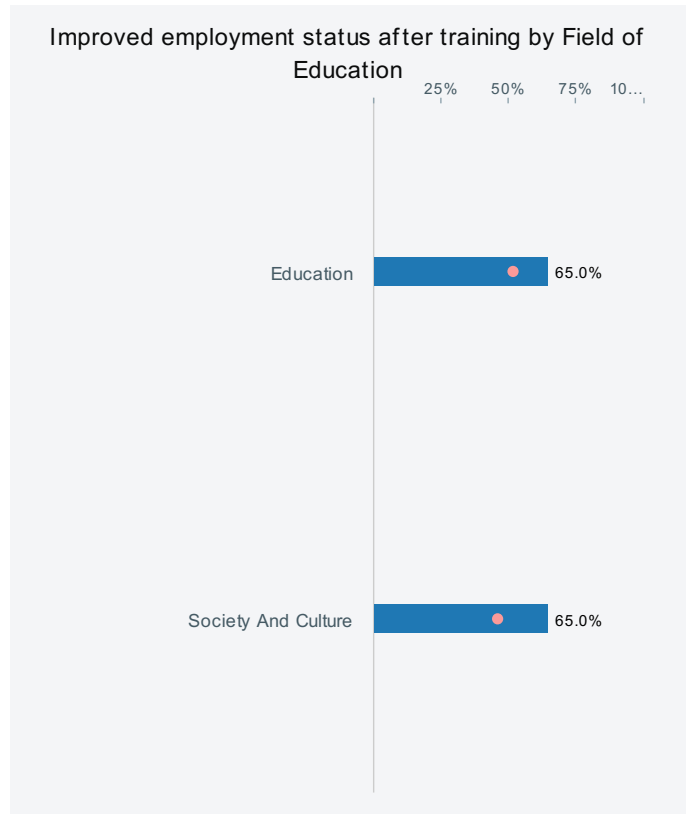
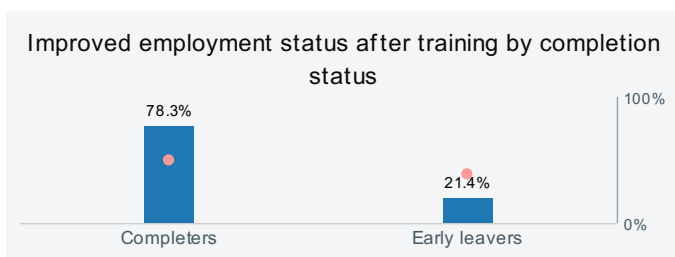
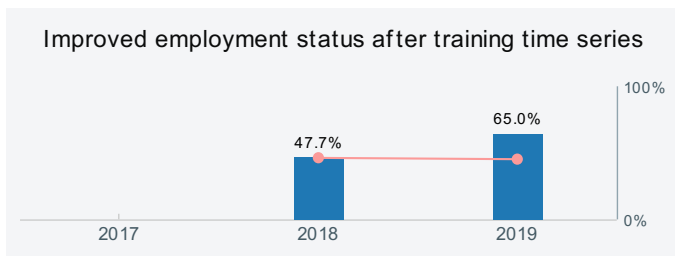
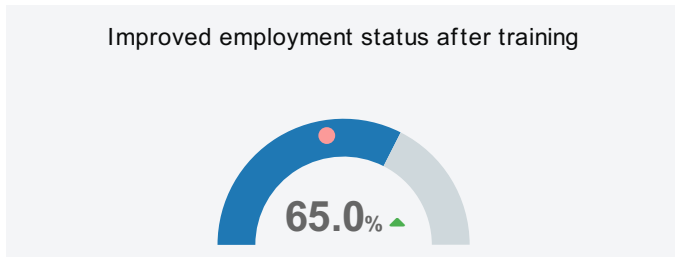
FYI Training Pty Ltd ■ 2019 ● 2019 Victorian average ▲ Higher than previous year ▼ Lower than previous year



## Proportion of VET students with an improved employment status after training

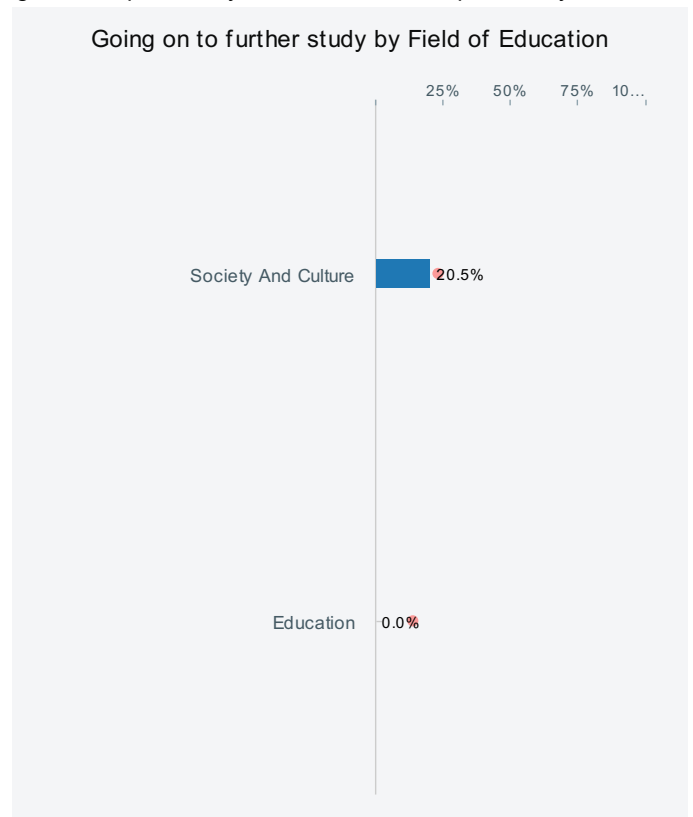
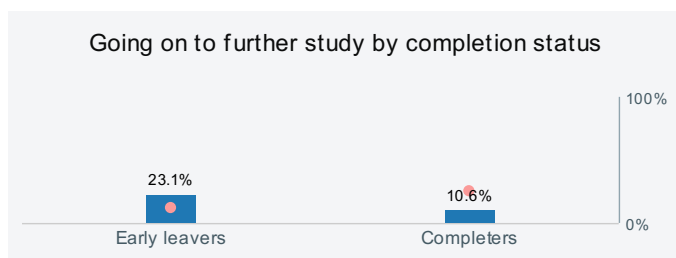
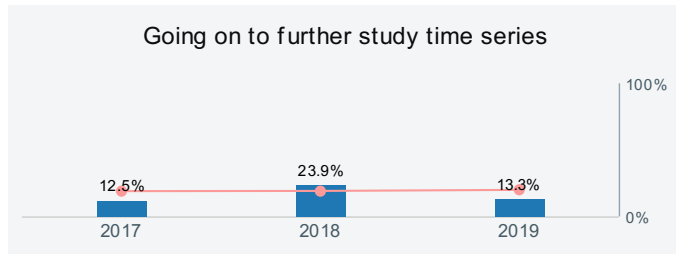
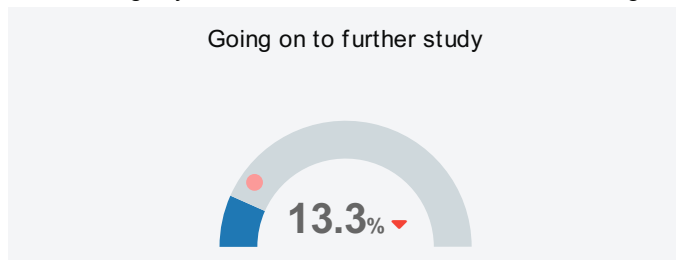
The methodology used to construct this measure was changed in 2018. So, the results for 2017 have not been displayed.

FYI Training Pty Ltd ■ 2019 ● 2019 Victorian average ▲ Higher than previous year ▼ Lower than previous year



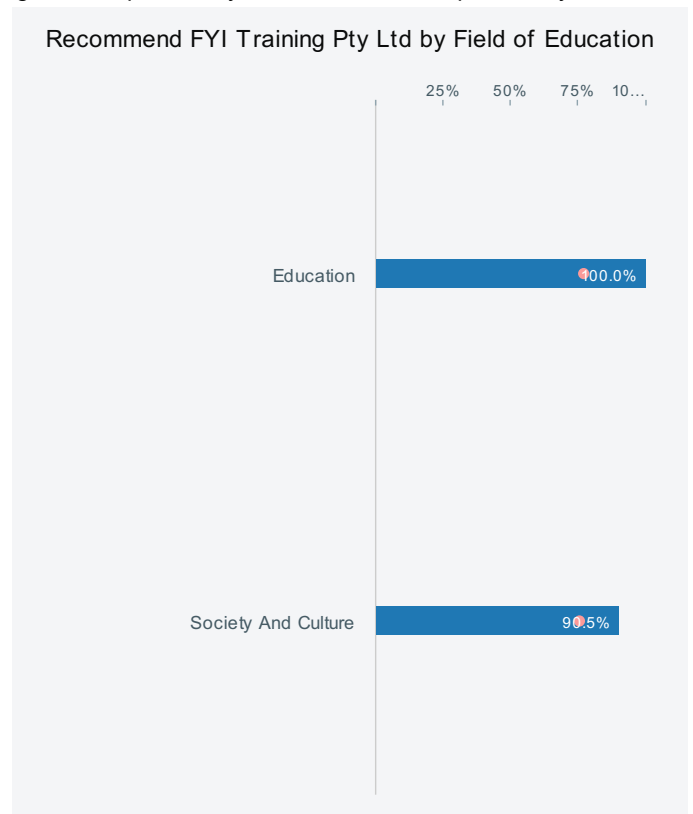
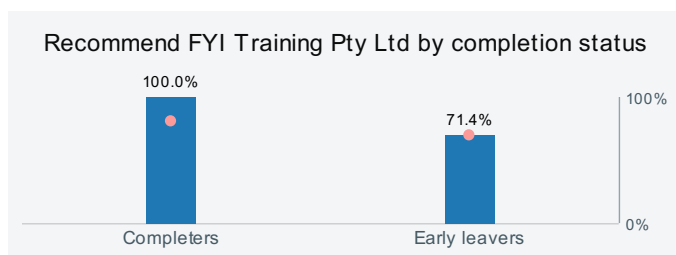
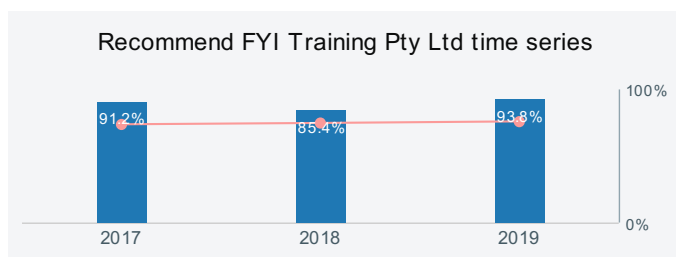
## Proportion of VET students who went on to further study at a higher level than their completed training

FYI Training Pty Ltd ■ 2019 ● 2019 Victorian average ▲ Higher than previous year ▼ Lower than previous year



## Proportion of VET students who would recommend FYI Training Pty Ltd

FYI Training Pty Ltd ■ 2019 ● 2019 Victorian average ▲ Higher than previous year ▼ Lower than previous year





# Employer feedback

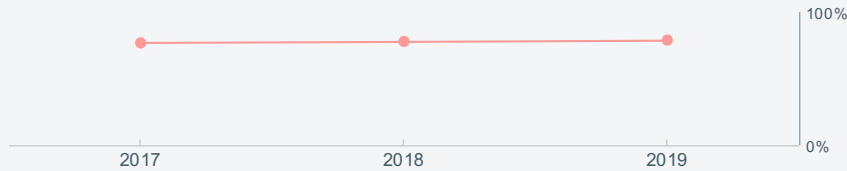
## Proportion of employers who were satisfied with training provided by FYI Training Pty Ltd

FYI Training Pty Ltd 2019 2019 Victorian average Higher than previous year Lower than previous year

Satisfied with training provided by FYI Training Pty Ltd

No information to display - low response rate or not applicable

Satisfied with training provided by FYI Training Pty Ltd time series



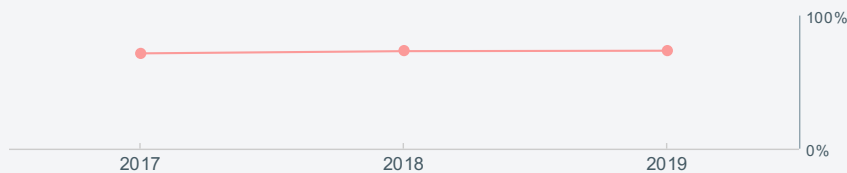
## Proportion of employers who would recommend FYI Training Pty Ltd

FYI Training Pty Ltd 2019 2019 Victorian average Higher than previous year Lower than previous year

Would recommend FYI Training Pty Ltd

No information to display - low response rate or not applicable

Would recommend FYI Training Pty Ltd time series



## Proportion of employers who reported improvement in the generic skills of their apprentices and trainees

The methodology used to construct this measure was changed for the 2017 survey. So, the 2016 results are not directly comparable to the results from 2017 onwards.

FYI Training Pty Ltd 2019 2019 Victorian average Higher than previous year Lower than previous year

Improvement in generic skills

No information to display - low response rate or not applicable

Improvement in generic skills time series

