

Under embargo until 1.00am on Thursday, 31 January 2008

For personal use only. Third parties should not be approached until the embargo is lifted.

POLICE SERVICES (CHAPTER 6)

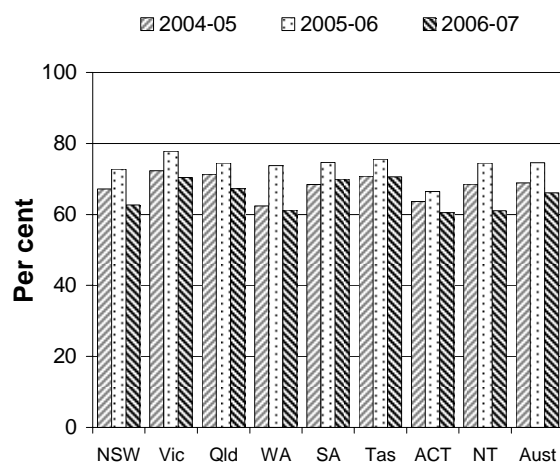
- This chapter reports on the operations of the police agencies of each State and Territory Government, including the ACT community policing function performed by the Australian Federal Police.
- Recurrent expenditure on police services across Australia was approximately \$6.67 billion (or \$320 per person) in 2006-07 (p. 6.8). Police agencies employed 61 382 staff in 2006-07 (p. 6.4).
- Information is included on recorded crime, perceptions of safety and crime, and outcomes of investigations. For example, data are reported on recorded victims of personal crime (pp. 6.30–33), public perceptions of safety and public perceptions of certain personal crimes as a problem (pp. 6.20–25), as well as the proportion of certain personal crimes that were finalised within 30 days of the offence being known to police (pp. 6.38–41).

Objectives of police services

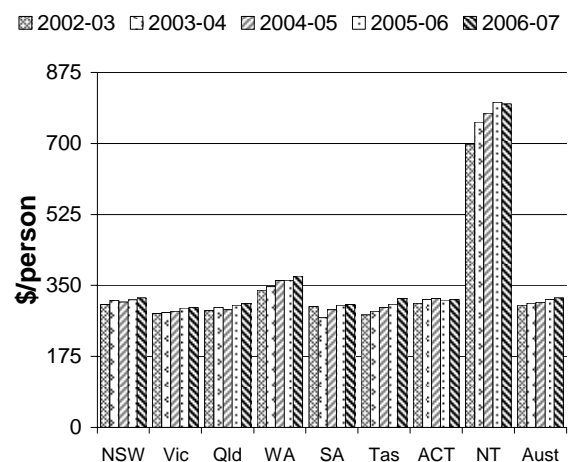
- to allow people to undertake their lawful pursuits confidently and safely
- to bring justice to those people responsible for committing an offence
- to promote safer behaviour on roads
- to support the judicial process to achieve efficient and effective court case management and judicial processing, providing safe custody for alleged offenders, and ensuring fair and equitable treatment of both victims and alleged offenders.

Selection of results

Persons surveyed who were 'satisfied' or 'very satisfied' with police services^a (p. 6.16.)

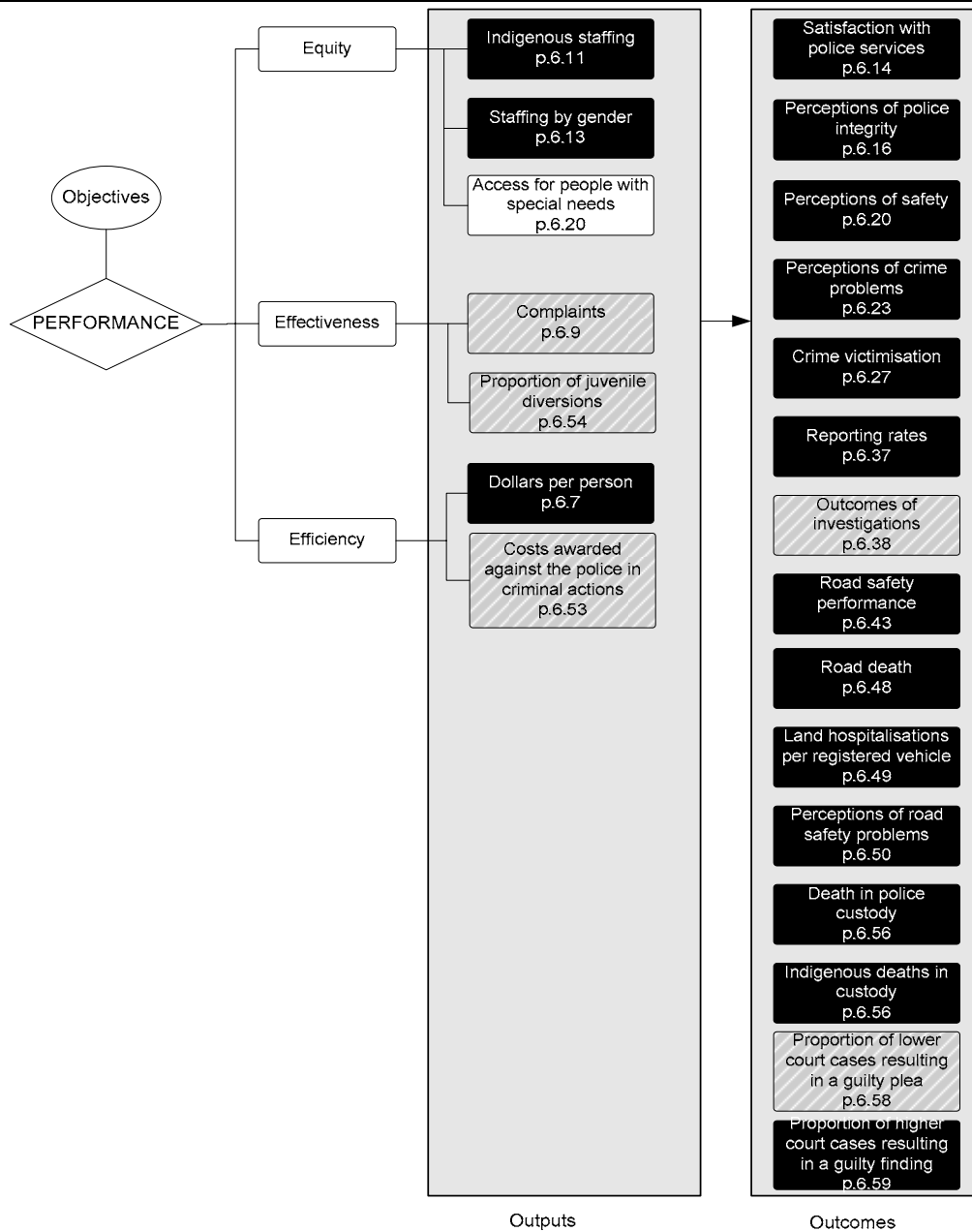


Real recurrent expenditure, less revenue from own sources and payroll tax, for police services^a (p. 6.8)



^a Data and caveats for these figures are available electronically on the CD-ROM enclosed with the Report and from the website for the Review of Government Service Provision (<http://www.pc.gov.au/gsp/reports/rogs/2008>). Data may be subject to revision. The most recent data will be available on the Review website.

Performance indicators for police services (figure 6.3, p. 6.6)



Key to indicators

- Text** Data for these indicators comparable, subject to caveats to each chart or table
- Text** Data for these indicators not complete or not directly comparable
- Text** These indicators yet to be developed or data not collected for this Report chapter contains explanatory text

[END]

Background information: Lawrence McDonald, Head of Secretariat 03 9653 2178/0421 584 905

Other information: Clair Angel, Media and Publications 02 6240 3239/0417 665 443

Please do not approach other parties for comment before Thursday 31 January 2008.

Media copies of this report are available from Clair Angel on 02 6240 3239.

Hard copies of this publication are available from Pirion/J.S. McMillan (ph: 02 9795 1200 or email custserv@jsmcmillan.com.au). The report will be available via the Internet at <http://www.pc.gov.au/> on the morning of Thursday 31 January 2008.

Tables with an 'A' suffix (eg table 6A.5) are in the attachments on the CD-ROM or on the Review website.