

Under embargo until 1.00am on Friday, 30 January 2009

For personal use only. Third parties should not be approached until the embargo is lifted.

FIRE SERVICES (CHAPTER 9)

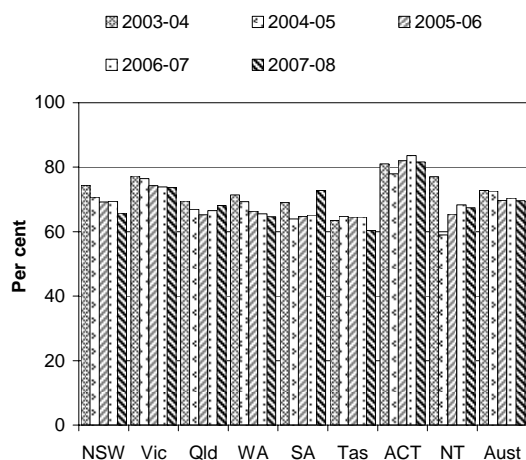
- Reporting in the emergency management chapter focuses on emergency management services provided for fire, ambulance, and road rescue, events. This factsheet focuses on fire services.
- Information is reported on the performance of fire service organisations (FSOs). These are the primary agencies involved in providing emergency management services for fire events — an incident that is reported to an FSO and requires a response. Fire events include (but are not limited to): structure fires (fires inside a building or structure), regardless of whether there is damage to the structure; landscape fires, including bushfires and grass fires, regardless of the size of the area burnt; other fires, including vehicle and other mobile property fires, and outside rubbish fires.
- Recurrent expenditure on fire services across Australia was approximately \$2.4 billion (or \$117.07 per person) in 2007-08 (pp. 9.13 and 31). Nationally, there were 17 891 full time equivalent paid personnel and 218 853 volunteers in FSOs in 2007-08 (pp. 9.8 and 14).

Objectives of Emergency management

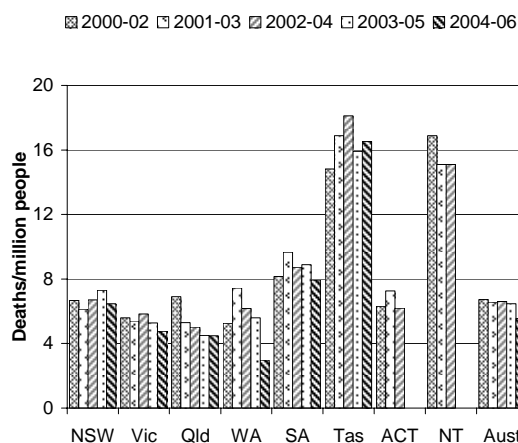
- To reduce the adverse effects of emergencies and disasters on the Australian community (including people, property, infrastructure, economy and environment).
- To contribute to the management of risks to the Australian community.
- To enhance public safety.

Selection of results

Structure fires contained to the object/room of origin^a
(p. 9.29)

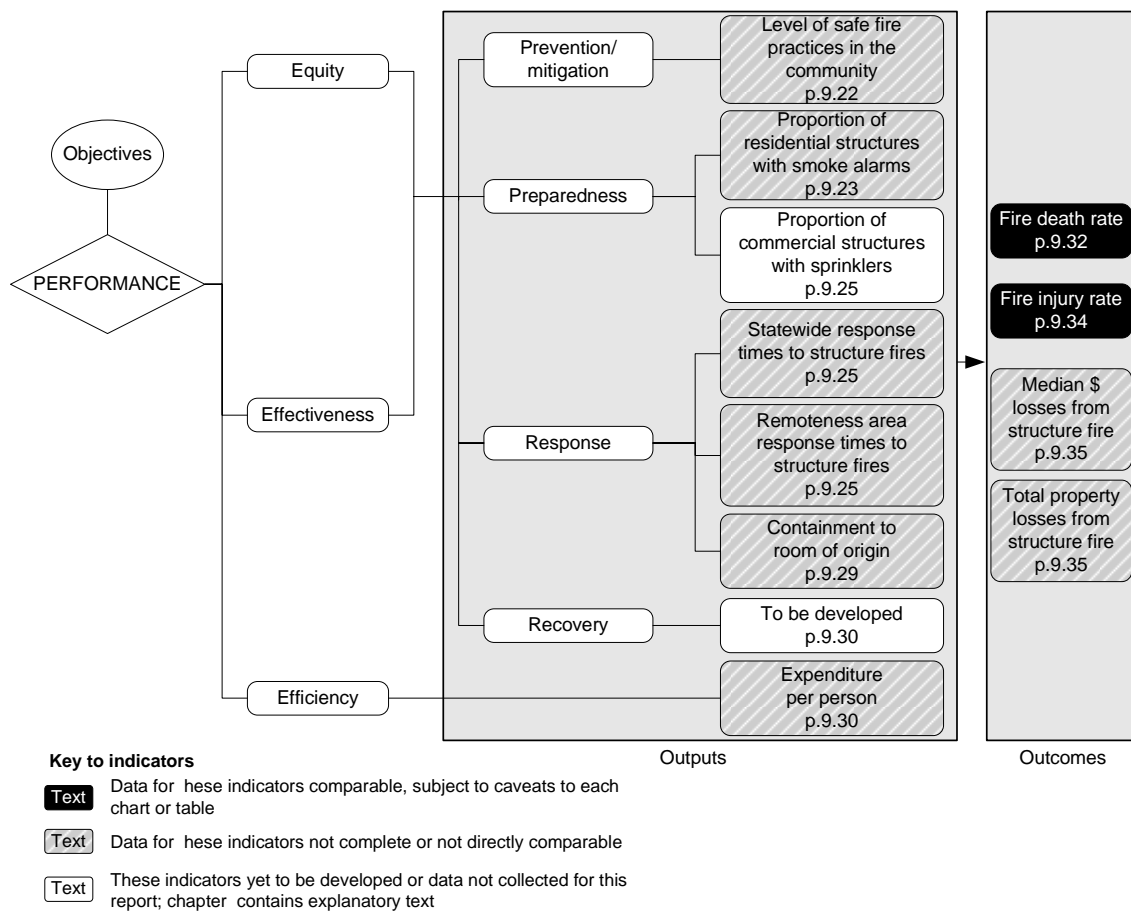


Annual fire death rate, three year rolling average^a
(p. 9.33)



^a Data and caveats for these figures are available electronically on the CD-ROM enclosed with the Report and from the website for the Review of Government Service Provision (www.pc.gov.au/gsp/reports/rogs/2009). Data may be subject to revision. The most recent data will be available on the Review website.

Performance indicators for Fire events (figure 9.6, p. 9.20)



Developments in reporting since the 2008 Report

- Higher quality and more comprehensive technological and hazardous material incidents reporting.

[END]

Background information: Lawrence McDonald, Head of Secretariat 03 9653 2178/0421 584 905

Other information: Clair Angel, Media and Publications 02 6240 3239/0417 665 443

Please do not approach other parties for comment before Friday 30 January 2009.

Media copies of this report are available from Clair Angel on 02 6240 3239.

Hard copies of this publication are available from McMillanprint (ph: 02 9795 1200 or email custserv@mcmillanprint.com.au). The report will be available via the Internet at www.pc.gov.au on the morning of Friday 30 January 2009.

Tables with an 'A' suffix (eg table 9A.5) are in the attachments on the CD-ROM or on the Review website.