

Under embargo until 1.00am on Friday, 30 January 2009

For personal use only. Third parties should not be approached until the embargo is lifted.

PRIMARY AND COMMUNITY HEALTH (CHAPTER 11)

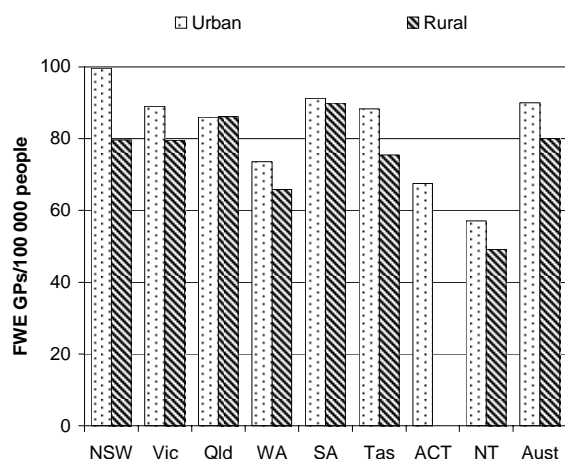
- This chapter covers general practice, primary healthcare services for Indigenous people, drug and alcohol treatment, public dental services, maternal and child health, the Pharmaceutical Benefits Scheme (PBS), the Repatriation Pharmaceutical Benefits Scheme (RPBS) and a range of other community health services.
- Australian Government expenditure on GP services in Australia was around \$5.6 billion, or \$264 per person, in 2007-08 (p. 11.6). Total expenditure by all governments on community and public health was \$5.8 billion in 2006-07 (p. 11.7). Expenditure on the PBS and RPBS was around \$6.4 billion, or \$301 per person, in 2007-08 (p. 11.6).

Objectives of primary and community health

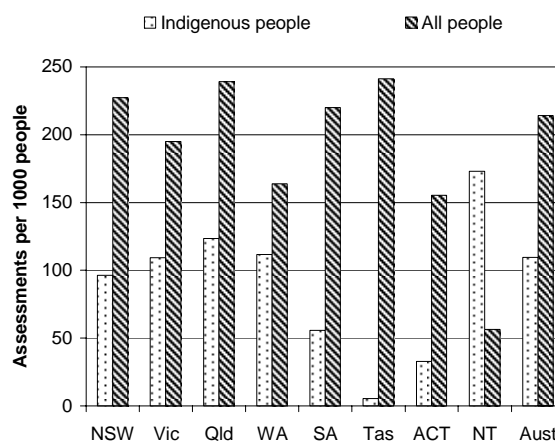
- Primary and community health services aim to promote the health of Australians by acting as the first point of entry to the healthcare system, providing healthcare that promotes changes in lifestyle behaviour and prevents possible illness, coordinating and integrating healthcare services on behalf of clients and providing continuity of care. This is to be done in an equitable and efficient manner based on the best available evidence of the effectiveness of healthcare interventions.

Selection of results

Availability of GPs (full time workload equivalent),
2007-08^a (p. 11.19)

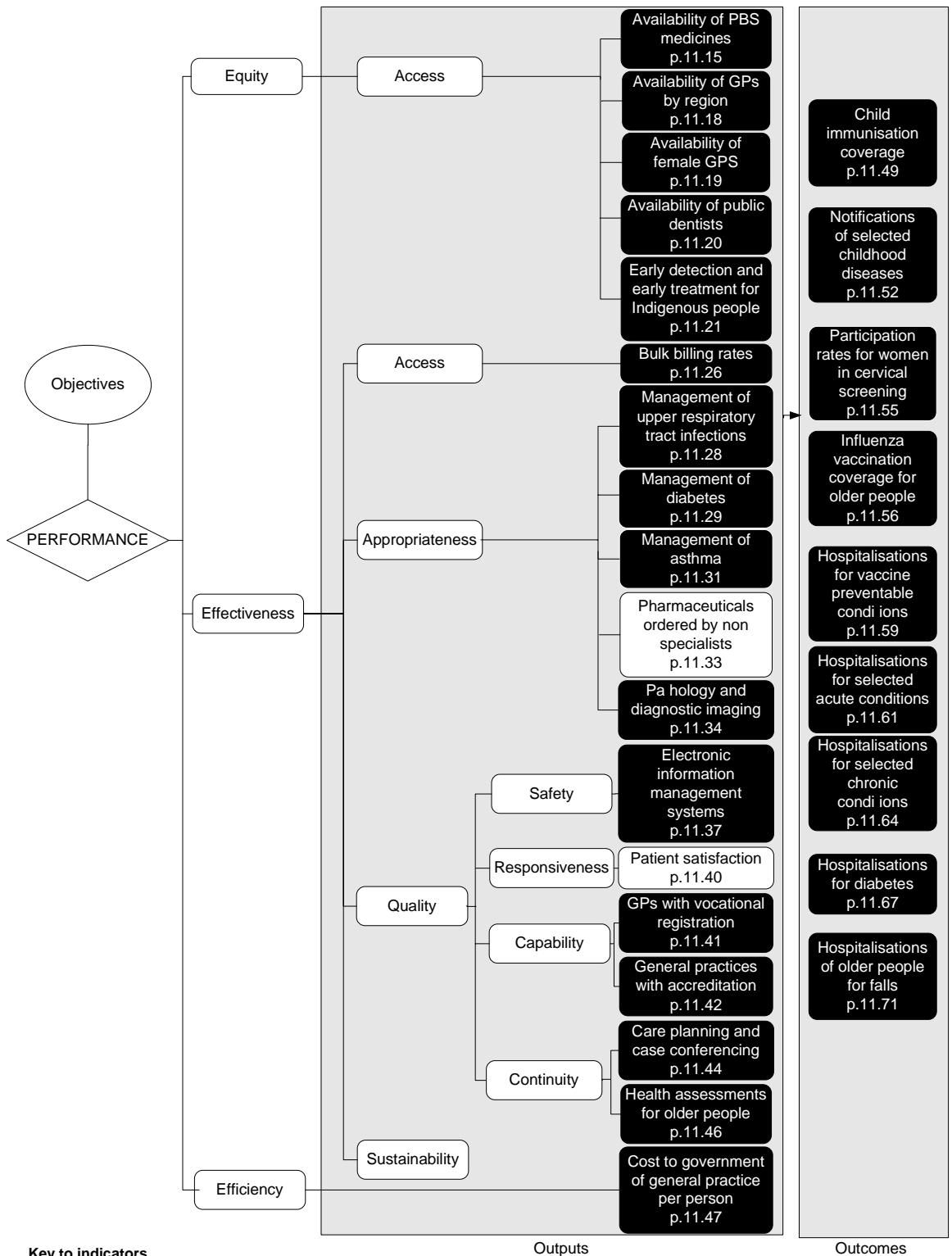


Older people who received an annual health assessment by
Indigenous status, 2007-08^a (p. 11.23)



^a Data and caveats for these figures are available electronically on the CD-ROM enclosed with the Report and from the website for the Review of Government Service Provision (www.pc.gov.au/gsp/reports/rogs/2009). Data may be subject to revision. The most recent data will be available on the Review website.

Performance indicators for primary and community health (figure 11.2, p. 11.14)



Key to indicators

- Text Data for these indicators comparable, subject to caveats to each chart or table
- Text Data for these indicators not complete or not directly comparable
- Text These indicators yet to be developed or data not collected for this Report: chapter contains explanatory text

Developments in reporting since the 2008 Report

- Data are reported for the first time against the indicator ‘management of asthma’
- Data are reported for a new measure of the indicator ‘management of diabetes’.

[END]

Background information: Lawrence McDonald, Head of Secretariat 03 9653 2178/0421 584 905

Other information: Clair Angel, Media and Publications 02 6240 3239/0417 665 443

Please do not approach other parties for comment before Friday 30 January 2009.

Media copies of this report are available from Clair Angel on 02 6240 3239.

Hard copies of this publication are available from McMillanprint (ph: 02 9795 1200 or email custserv@mcmillanprint.com.au). The report will be available via the Internet at www.pc.gov.au on the morning of Friday 30 January 2009.

Tables with an ‘A’ suffix (eg table 11A.5) are in the attachments on the CD-ROM or on the Review website.