

---

# 7 Court administration

## CONTENTS

<b>7.1 Profile of court administration services</b>	<b>7.1</b>
<b>7.2 Framework of performance indicators</b>	<b>7.21</b>
<b>7.3 Key performance indicator results</b>	<b>7.23</b>
<b>7.4 Future directions in performance reporting</b>	<b>7.51</b>
<b>7.5 Jurisdictions' comments</b>	<b>7.52</b>
<b>7.6 Definitions of key terms and indicators</b>	<b>7.61</b>
<b>7.7 Attachment tables</b>	<b>7.64</b>
<b>7.8 References</b>	<b>7.65</b>

### **Attachment tables**

Attachment tables are identified in references throughout this chapter by an 'A' suffix (for example, table 7A.3). A full list of attachment tables is provided at the end of this chapter, and the attachment tables are available on the CD-ROM enclosed with the Report or from the Review website at [www.pc.gov.au/gsp](http://www.pc.gov.au/gsp).

## **7.1 Profile of court administration services**

This chapter focuses on administrative support functions for the courts, not on the judicial decisions made in the courts. The primary support functions of court administration services are to:

- manage court facilities and staff, including buildings, security and ancillary services such as registries, libraries and transcription services
- provide case management services, including client information, scheduling and case flow management

- 
- enforce court orders through the sheriff's department or a similar mechanism.

This chapter covers the State and Territory supreme, district/county and magistrates' (including children's) courts, electronic infringement and enforcement systems, coroners' courts and probate registries. It also covers the Federal Court of Australia, the Family Court of Australia, the Family Court of WA and the Federal Magistrates Court of Australia. The chapter does not include information on the High Court of Australia, and broadly excludes tribunals and specialist jurisdiction courts (for example, Indigenous courts, circle sentencing courts and drug courts are excluded).

## **Roles and responsibilities**

### *State and Territory court levels*

In this chapter, the term 'jurisdiction' can refer to not only individual Australian states and territories, but also the roles and responsibilities that different courts have.

There is a hierarchy of courts within each State and Territory. Supreme courts hear disputes of greater seriousness than those heard in the other courts. Supreme courts also develop the law and operate as courts of judicial review or appeal. For the majority of states and territories, the hierarchy of courts is as outlined below (although Tasmania, the ACT and the NT do not have a district/county court):

- supreme courts
- district/county courts
- magistrates' courts.

Within certain court levels, a number of specialist jurisdiction courts (such as Indigenous courts, circle sentencing courts and drug courts) aim to improve the responsiveness of courts to the special needs of particular service users. Tribunals can also improve responsiveness and assist in alleviating the workload of courts — for example, small claims tribunals can assist in diverting work from the magistrates' court. Specialist jurisdiction courts (other than the children's courts, family courts and coroners' courts) and tribunals are outside the scope of this Report and excluded from reported data where possible.

Differences in State and Territory court levels mean that the allocation of cases to courts varies across states and territories (boxes 7.1 to 7.3). As a result, the seriousness and complexity of cases heard in a court level can also vary across

---

states and territories. Therefore, any comparison of administrative performance needs to account for these factors.

**Box 7.1 Supreme court jurisdictions across states and territories**

**Criminal**

All State and Territory supreme courts have jurisdiction over serious criminal matters such as murder, treason and certain serious drug offences, but significant differences exist in this court level across the states and territories:

- District/county courts do not operate in Tasmania, the ACT and the NT, so in this state and these territories the supreme courts generally exercise a jurisdiction equal to that of both the supreme and district/county courts in other states.
- The Queensland Supreme Court deals with a significant amount of minor drug matters, which supreme courts in other states and territories do not hear.
- In the NSW Supreme Court, almost all indictments are for offences of murder and manslaughter, whereas the range of indictments routinely presented in other states and territories is broader.

All State and Territory supreme courts hear appeals, but the number and type of appeals vary because NSW, Victoria and Queensland also hear some appeals in their district/county courts.

**Civil**

All supreme courts deal with appeals and probate applications and have an unlimited jurisdiction on claims but:

*NSW* usually deals with complex cases, all claims over \$750 000 (except claims related to motor vehicle accidents or worker's compensation) and various other civil matters.

*Victoria* generally handles civil claims over \$200 000.

*Queensland* usually deals with claims over \$250 000 and administrative law matters.

*WA* usually deals with claims over \$750 000.

*SA* exercises its unlimited jurisdiction for general and personal injury matters.

*Tasmania* usually deals with claims over \$50 000.

*ACT* usually deals with claims over \$50 000.

*NT* also deals with mental health, family law and *Coroners Act 1993* applications.

*Source:* State and Territory court administration authorities and departments (unpublished).

---

## Box 7.2 District/county court jurisdictions across states and territories

A district/county court level exists in all states except Tasmania and does not exist in the ACT or the NT.

### Criminal

The district/county courts have jurisdiction over indictable criminal matters (such as rape and armed robbery) except murder and treason, but differences exist among the states that have a district/county court. For example, appeals from magistrates' courts are heard in the district/county courts in NSW, Victoria and Queensland, but not in WA and SA. Briefly, the jurisdictions of the district/county courts are:

*NSW:* The NSW District Court deals with most of the serious criminal cases that come before the courts in NSW. It has responsibility for indictable criminal offences that are normally heard by a judge and jury, but on occasions by a judge alone. It does not deal with treason or murder.

*Victoria:* The Victorian County Court deals with all indictable offences, except the following (which must be heard in the Supreme Court): murder; attempted murder; child destruction; certain conspiracy charges; treason; and concealing an offence of treason. Examples of criminal offences heard in the County Court include: drug trafficking; serious assaults; serious theft; rape; and obtaining financial advantage by deception.

*Queensland:* The Queensland District Court deals with more serious criminal offences than heard by the Magistrates' Court — for example, rape, armed robbery and fraud.

*WA:* The WA District Court deals with any indictable offence except those that carry a penalty of life imprisonment.

*SA:* The SA District Court is the principal trial court and has jurisdiction to try a charge of any offence except treason or murder or offences related to those charges. Almost all matters have been referred following a committal process in the Magistrates Court.

### Civil

All district/county civil courts hear appeals and deal with the following types of cases:

*NSW:* claims up to \$750 000 (or more if the parties consent) and has unlimited jurisdiction in motor accident injury claims.

*Victoria:* appeals under the *Crimes (Family Violence) Act 1987*, adoption matters and change-of-name applications. Has unlimited jurisdiction in both personal injury claims and other claims.

*Queensland:* claims between \$50 000 and \$250 000.

*WA:* claims up to \$750 000 and unlimited claims for personal injuries, and has exclusive jurisdiction for motor accident injury claims.

*SA:* unlimited claims for general and personal injury matters.

*Source:* State and Territory court administration authorities and departments (unpublished).

---

### Box 7.3 Magistrates court jurisdictions across states and territories

#### **Criminal courts deal:**

*NSW:* Summarily with matters with a maximum penalty of up to two years' imprisonment for a single offence, and up to five years' imprisonment for multiple offences, including some indictable offences.

*Victoria:* With summary offences and determines some indictable offences summarily.

*Queensland:* With summary offences and determines summarily some indictable matters which have a maximum penalty of up to three years' imprisonment.

*WA:* With summary offences and determines some indictable offences summarily.

*SA:* With matters with a maximum penalty of up to two years' imprisonment, juvenile prosecutions and intervention orders (including breaches).

*Tasmania:* With matters with a maximum penalty of up to two years' imprisonment for a single offence and up to five years' imprisonment for multiple offences. Also deals with some indictable offences summarily.

*ACT:* With matters with a maximum penalty of up to 14 years' imprisonment where the offence relates to money or property, and up to 10 years' in other cases.

*NT:* With some drug and fraud charges and matters with a maximum penalty of up to 10 years' imprisonment (or 10–14 years' imprisonment if the accused consents).

#### **Civil courts deal:**

*NSW:* With small claims up to \$10 000 and general division claims up to \$60 000, as well as family law matters.

*Victoria:* With claims up to \$100 000 for monetary damages, and applications for equitable relief and applications under the *Crimes (Family Violence) Act 1987*.

*Queensland:* With small claims (including residential tenancy disputes) up to \$7500, minor debt claims up to \$7500 and other claims up to \$50 000.

*WA:* With claims for debt recovery and damages (not personal injury) up to \$75 000, minor cases up to \$10 000, residential tenancy applications for monies up to \$10 000, residential tenancy disputes and restraining orders.

*SA:* With small claims up to \$6000, commercial cases up to \$40 000 and personal injury claims up to \$80 000.

*Tasmania:* With claims up to \$20 000 (or more if both parties consent) for monetary damages and debt recovery, minor civil claims up to \$5000, residential tenancy disputes, restraint orders and family violence orders.

*ACT:* (Prior to February 2009) With small claims up to \$10 000 as well as claims between \$10 000 and \$50 000, victims financial assistance applications up to \$50 000, matters under the *Domestic Relationships Act 1994* and commercial leasing matters. Now deals with same matters with the exception of small claims up to \$10 000.

*NT:* With claims up to \$100 000 and workers' compensation claims.

*Source:* State and Territory court administration authorities and departments (unpublished).

---

### *State and Territory court levels — specific elements*

This chapter reports data by court level for each State and Territory. In addition, the chapter separates out certain data items from each court level to improve the comparability and understanding of the data presented. In particular instances, the data sets from the following areas are reported separately from their court level:

- probate registries (separate from the supreme courts level)
- children's courts (separate from the magistrates' courts level)
- electronic infringement and enforcement systems (separate from the magistrates' courts level)
- coroners' courts (separate from the magistrates' courts level).

The following section outlines the role of these areas and their coverage within each State and Territory.

#### *Probate*

In all states and territories, probate issues are heard in supreme courts and encompass applications for the appointment of an executor or administrator to the estate of a deceased person. The two most common types of application are:

- where the executor nominated by a will applies to have the will proved
- where the deceased was intestate (died without a will) and a person applies for letters of administration to be entitled to administer the estate.

#### *Children's courts*

Children's courts are specialist jurisdiction courts that, depending on the State or Territory legislation, may hear both criminal and civil matters.

Children's courts deal with complaints of offences alleged to have been committed by young people. In all states and territories except Queensland, defendants under the age of 18 are treated legally as children or juveniles. In Queensland, defendants are treated legally as adults if aged 17 or older at the time the offence was committed. In all states and territories, children under the age of 10 years cannot be charged with a criminal offence (ABS 2009).

Children's courts may also hear matters where a child has been seriously abused or neglected. In these instances, the court has jurisdiction to determine matters relating to the child's care and protection.

---

### *Electronic infringement and enforcement systems*

Electronic infringement and enforcement systems operate to process infringements, on-the-spot fines and summary offences. They have the status of courts (despite minimal judicial involvement) because they have the capacity and authority to produce enforceable orders against defendants. The orders impose penalties such as fines (which may be enforced by warrants or licence cancellation), asset seizure, garnishment, arrest, community correction orders and incarceration.

Electronic infringement and enforcement systems included in the scope of this chapter operate in Victoria, Queensland, WA and SA. In these states, the electronic infringement and enforcement systems come under the ambit of the magistrates' courts, but the workload and expenditure of these systems have been separately identified to allow for a more comparable interpretation of magistrates' courts data. In other states and territories, the magistrates' courts may enforce infringements and on-the-spot fines, or State/Territory debt recovery offices and/or fines enforcement units may operate outside the auspices of a court.

Data for electronic infringement and enforcement systems are presented with criminal jurisdiction data in this chapter.

### *Coroners' courts*

In all states and territories, coroners' courts (which generally operate under the auspices of State and Territory magistrates' courts) inquire into the cause of sudden and/or unexpected reported deaths. The definition of a reported death differs across states and territories, but generally includes deaths for which the cause is violent, suspicious or unknown. In some states and territories, the coroner has the power to commit for hearing, while in others the coroner is prohibited from making any finding of criminal or civil liability (but may refer the matter to the Director of Public Prosecutions). Suspicious fires are generally within the jurisdiction of the coroners' courts in NSW, Victoria, Tasmania and the ACT but not in the other states and territories. Coroners' courts are distinct from other courts because they have a role in inquiring into the cause of sudden and unexpected deaths (and suspicious fires), and also because they have other functions, including reporting inadequacies in regulatory systems.

Data for coroners' courts are presented with civil jurisdiction data in this chapter.

---

### *Australian court levels — specific elements*

Australian courts comprise the following courts, in order of hierarchy:

- the High Court of Australia
- the Federal Court of Australia and the Family Court of Australia
- the Federal Magistrates Court of Australia.

Data for the High Court are not published in this Report.

The following sections highlight the relationship between the other three Australian courts.

#### *Federal Court of Australia*

This court is a superior court of record and a court of law and equity. It sits in all capital cities on a continuous basis and elsewhere in Australia from time to time.

The Federal Court has jurisdiction to hear and determine any civil matter arising under laws made by the Federal Parliament, as well as any matter arising under the Constitution or involving its interpretation. The Federal Court also has original jurisdiction in respect of specific subject matter conferred by over 150 statutes of the Federal Parliament.

The Federal Court has a substantial and diverse appellate jurisdiction. It hears appeals from decisions of single judges of the Federal Court, decisions of the Federal Magistrates Court in non-family law matters, decisions of the Supreme Court of Norfolk Island and particular decisions of State and Territory supreme courts exercising federal jurisdiction.

The Federal Court does not have a criminal jurisdiction.

#### *Family Court of Australia and Family Court of Western Australia*

The Family Court of Australia has jurisdiction in all states and territories except WA (which has its own family court). It has jurisdiction to deal with matrimonial cases and associated responsibilities, including divorce proceedings, financial issues and children's matters such as who the children will live with, spend time with and communicate with, as well as other specific issues relating to parental responsibilities. It can also deal with ex-nuptial cases involving children's matters. A practice direction was issued by the Family Court of Australia with agreement from the Federal Magistrates Court, that from November 2003 all divorce



---

applications are to be lodged in the Federal Magistrates Court. However, registrars of the Family Court of Australia, under delegated powers from the Federal Magistrates Court, still determine about 10 per cent of divorce applications lodged in the Federal Magistrates Court. A small number of divorce applications are initiated in the Family Court of Australia where these arise within other proceedings before the Family Court of Australia. This practice direction does not affect the Family Court of WA. The Family Court of WA, unlike the federal family law courts, has an additional jurisdiction (since 2004) to deal with financial matters between parties that were in a de facto relationship. On 21 November 2008 the Commonwealth Parliament passed the *Family Law Amendment (De Facto Financial Matters and Other Measures) Act 2008*, which commenced on 1 March 2009. This act confers jurisdiction on the Family Court of Australia and the Federal Magistrates Court to deal with financial matters between parties that were in either a same sex or opposite sex de facto relationship.

As a result of recommendations made during 2008 to the Family Law Courts board, the Family Court of Australia now provides the following administrative services to the Federal Magistrates Court:

- property management — from 1 November 2008
- contracts and procurement — from 1 December 2008
- information management — from 1 December 2008
- financial management — from 1 January 2009
- payroll management — from 22 January 2009
- human resources — from 1 February 2009.

These changes result from consideration of the increased size of the Federal Magistrates Court and its limited staffing and systems to support and sustain its human resources, payroll, property and finance services.

Subsequently, the Family Court agreed to also provide statistical services support for the Federal Magistrates Court. Overall, therefore, the administrative and statistical services units of the Family Court of Australia are now largely supplying the Federal Magistrates Court data for this Report.

### *Federal Magistrates Court of Australia*

The first sittings of the Federal Magistrates Court were on 3 July 2000. The court was established to provide a simpler and more accessible service for litigants, and to ease the workloads of both the Federal Court and the Family Court of Australia. Its jurisdiction includes family law and child support, administrative law, admiralty,

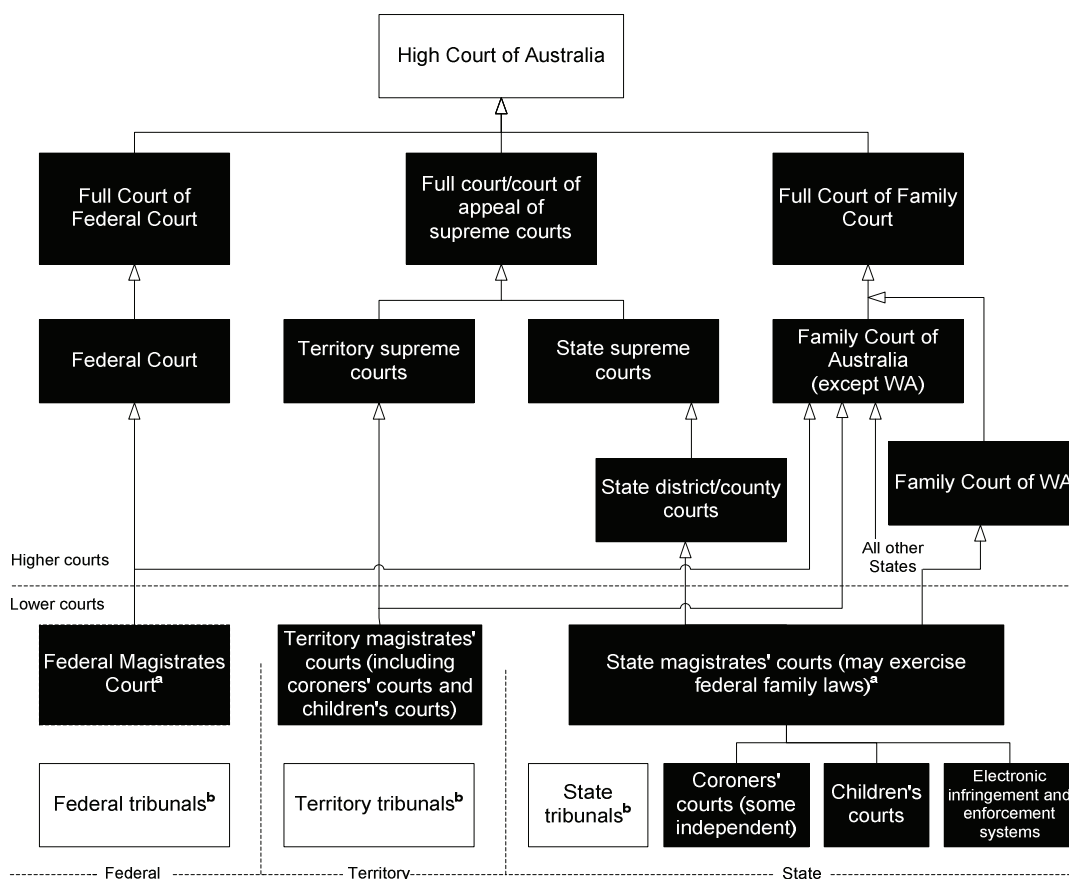
---

anti-terrorism, bankruptcy, copyright, human rights, migration, privacy and trade practices. State and Territory courts also continue to do some work in these areas.

The Federal Magistrates Court shares its jurisdiction with the Federal Court and the Family Court of Australia. The intention is for the latter two courts to focus on more complex legal matters. The Federal Magistrates Court hears most first instance judicial reviews of migration matters. In trade practices matters it can award damages up to \$750 000. In family law matters its jurisdiction is similar to that of the Family Court of Australia, except that only the Family Court of Australia can consider adoption disputes and applications concerning the nullity and validity of marriage. Otherwise, the Federal Magistrates Court has jurisdiction to hear any matter transferred to it by either the Federal Court or the Family Court of Australia.

The major relationships between, and hierarchy of, courts in Australia are summarised in figure 7.1.

Figure 7.1 Major relationships of courts in Australia<sup>a</sup>



**text** The Review covers the administration of these courts.  
 —▷ Indicates the flow of cases on appeal.  
 ----- Indicates a separation between State and Territory, or court jurisdiction.

<sup>a</sup> In some jurisdictions, appeals from lower courts or district/county courts may go directly to the full court or court of appeal at the supreme/federal level; appeals from the Federal Magistrates Court can also be heard by a single judge exercising the Federal/Family Courts' appellate jurisdiction. <sup>b</sup> Appeals from federal, State and Territory tribunals may go to any higher court in their jurisdiction.

### Administrative structures

Most courts use similar infrastructure (such as court buildings and facilities) for the civil and criminal jurisdictions. However, separate information systems and case flow management practices have been established for civil and criminal case types. The Steering Committee has therefore sought to report the criminal and civil jurisdictions separately where possible.

The allocation of responsibilities between court administration and other elements of the system (including the judiciary) varies across the Australian, State and Territory legal systems.

---

## Recurrent expenditure less income

A number of factors affect court-related expenditure and income, including the volume and type of work undertaken. In some jurisdictions, court fees (which are part of income) are set by government and not by court administrators. Some states and territories apportion, while others allocate, expenditure (and income) between the criminal and civil jurisdictions of their courts.

Recurrent expenditure provides an estimate of annual service costs. Recurrent expenditure on court administration comprises costs associated with the judiciary, court and probate registries, sheriff and bailiff's offices, court accommodation and other overheads. The expenditure components include salary and non-salary expenditure, court administration agency and umbrella department expenditure, and contract expenditure. Total recurrent expenditure by Australian, State and Territory court authorities (excluding the High Court and specialist jurisdiction courts — except for family courts, children's courts and coroners' courts) was \$1.50 billion in 2008-09 (table 7.1).

Court administration income is derived from court fees, library revenue, court reporting revenue, sheriff and bailiff revenue, probate revenue, mediation revenue, rental income and any other sources of revenue (excluding fines). Total income (excluding fines) for the Australian, State and Territory courts covered in this Report was \$389 million in 2008-09 (see table 7A.11).

Nationally, the civil jurisdiction of the courts reported the largest income, followed by the electronic infringement and enforcement systems (reported separately within the criminal jurisdiction). Income from electronic infringement and enforcement systems is reported for Victoria, Queensland, WA and SA. In other states and territories (NSW, Tasmania, the ACT and the NT), unpaid traffic infringement notices may be processed by other bodies that do not have the status of a court (such as a State or Territory debt recovery office) and are therefore out of scope for this Report. This will have an impact on the income reported for these states and territories.

Total recurrent expenditure less income (excluding fines), for the Australian, State and Territory courts covered in this Report, was \$1.11 billion in 2008-09 (table 7.1). Expenditure exceeds income in all court jurisdictions except for electronic infringement and enforcement systems, and probate registries in the supreme courts. Expenditure is relatively low on probate matters, as these are limited to uncontested matters that are dealt with by probate registrars (or other registry staff). Where a probate matter is contested, it is reported as part of supreme court data in the civil jurisdiction. Likewise, electronic infringement and enforcement system matters are dealt with by registry staff, unless contested, in which case the matter will generally be heard in the magistrates' courts (table 7.1).

**Table 7.1 Court administration recurrent expenditure less income (excluding fines), 2008-09 (\$ million)<sup>a, b</sup>**

	<i>NSW</i>	<i>Vic</i>	<i>Qld</i>	<i>WA</i>	<i>SA</i>	<i>Tas</i>	<i>ACT</i>	<i>NT</i>	<i>Aust courts</i>	<i>Total</i>
<i>Court administration recurrent expenditure</i>										
Civil courts <sup>c, d, e, f</sup>	157.3	103.4	57.2	58.8	29.8	5.6	10.8	9.0	102.9	534.8
Criminal courts <sup>f, g</sup>	197.7	152.0	120.2	102.6	56.2	14.9	13.6	17.1	..	674.3
Electronic systems	..	2.1	14.4	8.1	6.2	..	..	..	..	30.9
Family courts <sup>h</sup>	..	..	..	21.5	..	..	..	..	117.6	139.1
Federal Magistrates <sup>i</sup>	..	..	..	..	..	..	..	..	86.8	86.8
Coroners' courts <sup>j</sup>	5.1	8.6	10.7	5.0	2.4	0.8	0.8	1.0	..	34.4
Probate — Supreme <sup>k</sup>	1.3	0.3	0.3	0.3	0.5	0.1	—	—	..	2.9
<b>Total</b>	<b>361.4</b>	<b>266.5</b>	<b>202.7</b>	<b>196.3</b>	<b>95.2</b>	<b>21.4</b>	<b>25.2</b>	<b>27.2</b>	<b>307.2</b>	<b>1 503.1</b>
<i>Court administration recurrent expenditure less income (excluding fines)</i>										
Civil courts <sup>c, d, e, f</sup>	86.7	69.3	39.8	43.9	20.0	4.1	8.5	8.4	90.9	371.6
Criminal courts <sup>f, g</sup>	184.5	151.9	118.4	98.5	50.3	14.7	13.0	16.9	..	648.1
Electronic systems	..	-74.7	-8.9	-11.2	-3.3	..	..	..	..	-98.0
Family courts <sup>h</sup>	..	..	..	19.1	..	..	..	..	111.1	130.2
Federal Magistrates <sup>i</sup>	..	..	..	..	..	..	..	..	62.3	62.3
Coroners' courts <sup>j</sup>	5.0	8.6	10.5	5.0	2.4	0.8	0.8	1.0	..	34.1
Probate — Supreme <sup>k</sup>	-19.3	-4.6	-3.5	-2.8	-3.2	-0.7	-0.4	-0.1	..	-34.6
<b>Total</b>	<b>256.8</b>	<b>150.6</b>	<b>156.4</b>	<b>152.5</b>	<b>66.2</b>	<b>18.9</b>	<b>21.9</b>	<b>26.2</b>	<b>264.3</b>	<b>1 113.8</b>

<sup>a</sup> Totals may not sum as a result of rounding. <sup>b</sup> Payroll tax is excluded. <sup>c</sup> Includes data for the supreme, district/county and magistrates' courts (including children's courts), and the Federal Court. Excludes data for probate, family courts, the Federal Magistrates Court and coroners' courts. <sup>d</sup> Data for the Federal Court exclude the cost of resources provided free of charge to the Federal Magistrates Court. <sup>e</sup> Victorian Magistrates' Court civil data include a proportion of expenditure from the Victorian Civil and Administrative Tribunal (VCAT). <sup>f</sup> The method used to calculate expenses in relation to the Judicial Pension Scheme has been amended for 2008-09 data. For judicial officers on unfunded or partially funded superannuation schemes, expenses are deemed to be 40 per cent of the total applicable salary cost. Some judges in Tasmania are in fully funded superannuation schemes. <sup>g</sup> Includes data for supreme, district/county and magistrates' courts (including children's courts). Excludes data for electronic infringement and enforcement systems. <sup>h</sup> Family Court of Australia data exclude, where possible, resources and services provided free of charge to the Federal Magistrates Court in accordance with the Federal Magistrates Act 1999, noting that some relevant resource costs cannot be reliably estimated for exclusion. The Family Court of Australia provides further shared services, including IT services, accommodation, work of court staff, depreciation and amortisation that cannot be quantified and as such no additional discount could be applied. <sup>i</sup> Federal Magistrates Court expenditure data include resources received free of charge from the Federal Court and the Family Court. Expenditure for the Federal Magistrates Court is based on the total net expenditure for that court and does not isolate family law work from general federal law work. Some Bankruptcy and Immigration matters filed with the Federal Magistrates Court are delegated to be dealt with by Federal Court registrars. This work is funded by the Federal Magistrates Court and is therefore included in its expenditure. <sup>j</sup> Excludes expenditure for autopsy, forensic science, pathology tests and body conveyancing fees as the inclusion of these costs in coroners' court expenditure varies between states and territories. Expenditure data for the Queensland Coroners Court and the Victorian Coroners Court include the full costs of government assisted burials/cremations, legal fees incurred in briefing counsel assisting for inquests and costs of preparing matters for inquest, including the costs of obtaining independent expert reports. <sup>k</sup> The true net revenue may not be identified because rent and depreciation attributable to probate matters may be reported with data for supreme courts. .. Not applicable. — Nil or rounded to zero.

Source: Australian, State and Territory court administration authorities and departments (unpublished); tables 7A.9–13.

---

Real recurrent expenditure less income (excluding fines) on court administration from 2004-05 to 2008-09, for each of the Australian, State and Territory court levels covered by this Report, is reported in tables 7A.12 and 7A.13.

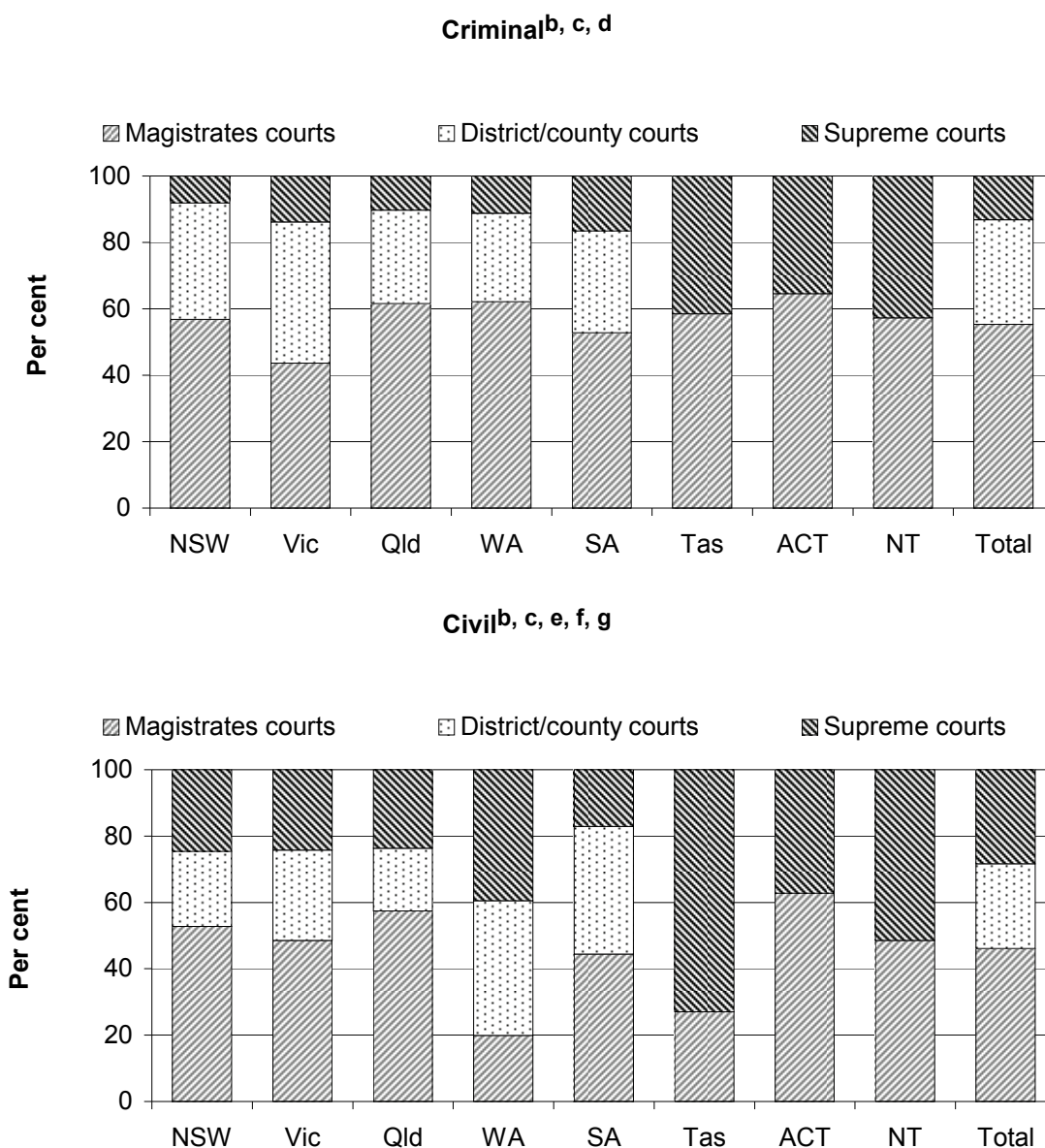
#### *Distribution of criminal and civil court administration expenditure*

The distribution of court administration expenditure (less income) on magistrates', district/county and supreme courts varied across states and territories in 2008-09. A greater proportion of funds were expended by the supreme courts of Tasmania, the ACT and the NT (under the two-tier court system) than by the supreme courts of other states and territories (under the three-tier court system) (figure 7.2).

In 2008-09, magistrates' courts (excluding electronic infringement and enforcement systems) in the criminal jurisdiction accounted for the largest proportion nationally of recurrent expenditure (less income) across State and Territory criminal courts (55.3 per cent). In the civil jurisdiction, magistrates' courts accounted for a smaller proportion of recurrent expenditure (less income) nationally (46.1 per cent). Further details are contained in tables 7A.12 and 7A.13.

Comparison of court expenditure across states and territories should take into account the difficulty in apportioning income and expenditure between civil and criminal jurisdictions within court levels. The apportionments are determined within individual states and territories and different approaches to apportionment are used.

Figure 7.2 **Distribution of court administration recurrent expenditure (less income), by court level, 2008-09<sup>a</sup>**



<sup>a</sup> Payroll tax is excluded. <sup>b</sup> There are no district/county courts in Tasmania, the ACT or the NT. <sup>c</sup> Magistrates' courts include expenditure on children's courts. <sup>d</sup> In the criminal jurisdiction, magistrates' courts data exclude expenditure on electronic infringement and enforcement systems (applicable to Victoria, Queensland, WA and SA). <sup>e</sup> Civil jurisdiction supreme courts expenditure is reduced by net proceeds from probate courts. <sup>f</sup> In the civil jurisdiction, magistrates' courts data exclude expenditure on coroners' courts (all states and territories). <sup>g</sup> The Australian courts are not included.

Source: State and Territory court administration authorities and departments (unpublished); tables 7A.12-13.

---

## Size and scope of court activity

### *Lodgments*

Lodgments are matters initiated in the court system. Box 7.4 explains how lodgment data are collected for this chapter.

#### **Box 7.4 Explanation of lodgment data used in this chapter**

Lodgments reflect community demand for court services, such as dispute resolution and criminal justice. The different ways of counting a court's workload reflect the variety of work undertaken within the court system. The units of measurement of workload (or counting units) used within this chapter are:

- criminal courts — lodgment counts are based on the number of defendants
- civil and family courts — lodgment counts are based on the number of cases (except in children's courts where, if more than one child can be involved in an application, the counting unit is the number of children involved in the originating application)
- electronic infringement and enforcement systems — lodgment counts are based on the number of unpaid infringement notices
- coroners' courts — lodgment counts are based on the number of reported deaths (and, if applicable, reported fires).

Unless otherwise noted, the following types of lodgment are excluded from the criminal and/or civil lodgment data reported in this chapter:

- any lodgment that does not have a defendant element (for example, applications for telephone taps)
- extraordinary driver's licence applications
- bail procedures (including applications and review)
- directions
- warrants
- admissions matters (original applications to practise and mutual recognition matters)
- cross-claims
- secondary processes — for example, interlocutory matters, breaches of penalties (that is, bail, suspended sentences, probation)
- applications for default judgments (because the application is a secondary process).



Table 7.2 (criminal) and table 7.3 (civil) outline the number of lodgments in 2008-09, by court level, for the Australian courts and for each State and Territory.

Nationally, in the criminal jurisdiction, there were 867 800 lodgments registered in the supreme, district/county and magistrates' courts, and approximately 2.1 million infringement notices processed in electronic infringement and enforcement systems in 2008-09 (table 7.2).

**Table 7.2 Court lodgments — criminal, by court level, 2008-09 ('000)<sup>a</sup>**

	<i>NSW</i>	<i>Vic</i>	<i>Qld</i>	<i>WA</i>	<i>SA</i>	<i>Tas</i>	<i>ACT</i>	<i>NT</i>	<i>Total</i>
Supreme <sup>b</sup>	0.5	0.7	1.9	0.6	0.3	0.8	0.4	0.4	5.6
District/county <sup>b, c</sup>	11.3	4.5	6.8	2.3	2.1	..	..	..	26.9
Magistrates' (total) <sup>c, d</sup>	202.2	180.6	210.1	124.3	72.8	24.6	6.4	14.4	835.3
<i>Magistrates' (only)</i>	187.0	167.4	199.4	113.2	65.5	22.4	5.7	13.2	773.7
<i>Children's</i>	15.2	13.2	10.6	11.1	7.3	2.2	0.7	1.2	61.6
<b>All criminal courts</b>	<b>213.9</b>	<b>185.7</b>	<b>218.7</b>	<b>127.1</b>	<b>75.2</b>	<b>25.5</b>	<b>6.8</b>	<b>14.9</b>	<b>867.8</b>
E – infringement and enforcement systems <sup>e, f</sup>	..	1 129.3	540.8	287.8	176.0	..	..	..	2 133.9

<sup>a</sup> Totals may not add as a result of rounding. <sup>b</sup> Queensland Supreme and District Court data for the number of originating criminal lodgments are based on a count of the number of defendants who had a Court Record entered on the computerised case management system in the financial year, it is not a count of the number of defendants committed to the Supreme/District Court for trial or sentencing. <sup>c</sup> In Queensland, some Children's Court matters are heard in the District Court. As a result, the inclusion of all Children's Court matters in the Magistrates' Court will lead to a slight overestimation of the Magistrates' Court total and an underestimation of the District Court total. <sup>d</sup> In NSW, due to data limitations, lodgments for 2008-09 were partly estimated based on the 12 month period from March 2008 to February 2009 (the most recent 12 month period available for the range of data involved). Figures will be updated when actual data become available. <sup>e</sup> Only Victoria, Queensland, WA and SA have electronic infringement and enforcement systems. In other states and territories, unpaid traffic infringement notices may be dealt with by other bodies that do not have the status of a court (such as a State debt recovery office). <sup>f</sup> Excludes unpaid court fines. .. Not applicable.

Source: State and Territory court administration authorities and departments (unpublished); table 7A.1.

Nationally, 639 200 cases were lodged in civil jurisdiction courts (excluding family courts, the Federal Magistrates Court, coroners' and probate courts), comprising 630 600 cases in the State and Territory supreme, district/county and magistrates' courts, and 8600 cases in the Federal Court (table 7.3). In the states and territories, an additional 62 000 probate matters were lodged in the supreme courts.

In the Australian court jurisdiction, in addition to the 8600 cases lodged in the Federal Court, 86 000 matters were lodged in the Federal Magistrates Court. Around 33 100 matters were filed in the family courts (57 per cent of these were filed in the Family Court of Australia and 43 per cent in the Family Court of WA).

In the coroners' courts, there were 23 100 reported deaths and fires. Reporting rates for deaths reported to a coroner varied across jurisdictions as a result of different reporting requirements. Deaths in institutions (such as nursing homes) of people suffering intellectual impairment of any type, for example, must be reported in SA

but not in other jurisdictions. Reporting requirements also vary for fires. Fires may be reported and investigated at the discretion of the coroner in NSW, Victoria, Tasmania and the ACT, but are excluded from the coroners' jurisdiction in Queensland, WA, SA and the NT. A disaggregation of coroners' courts data by reported deaths and fires is in table 7A.2.

**Table 7.3 Court lodgments — civil, by court level, 2008-09 ('000)<sup>a</sup>**

	NSW	Vic	Qld	WA	SA	Tas	ACT	NT	Aust courts	Total
Supreme (excl. probate)/Federal	14.2	7.1	7.4	3.2	1.5	1.1	1.2	0.3	8.6	44.6
District/County	9.2	6.2	5.0	4.0	2.9	..	..	..	..	27.4
Magistrates' (total) <sup>b</sup>	196.2	180.4	86.7	54.2	28.3	10.6	4.6	6.3	..	567.2
<i>Magistrates' (only)</i> <sup>c</sup>	187.5	175.5	82.6	52.6	27.2	10.1	4.4	6.0	..	545.9
<i>Children's</i> <sup>b, d, e</sup>	8.7	4.9	4.1	1.6	1.1	0.5	0.2	0.2	..	21.3
<b>All civil courts</b>	<b>219.6</b>	<b>193.7</b>	<b>99.1</b>	<b>61.3</b>	<b>32.8</b>	<b>11.6</b>	<b>5.8</b>	<b>6.6</b>	<b>8.6</b>	<b>639.2</b>
Family courts <sup>f</sup>	..	..	..	14.1	..	..	..	..	19.0	33.1
Federal Magistrates <sup>g</sup>	..	..	..	..	..	..	..	..	86.0	86.0
Coroners' courts	6.7	6.5	3.7	1.8	2.0	0.6	1.5	0.3	..	23.1
Probate — Supreme	22.1	17.9	7.4	5.9	5.6	2.3	0.7	0.2	..	62.0

<sup>a</sup> Totals may not add as a result of rounding. <sup>b</sup> In NSW, due to data limitations, lodgments for 2008-09 were partly estimated based on the 12 month period from March 2008 to February 2009 (the most recent 12 month period available for the range of data involved). Figures will be updated when actual data become available. NSW lodgment data for children in the civil court are based on a count of each child listed in all new applications for care and protection, not just the originating application. <sup>c</sup> Victorian Magistrates' Court civil data include a proportion of lodgments from VCAT. In the ACT, since 2 February 2009, small claims up to \$10 000 are no longer lodged with the Magistrates Court (they are now lodged with the ACT Civil and Administrative Tribunal). <sup>d</sup> Queensland Children's Court data for civil cases is based on a count of cases, not the number of children involved in the care and protection case. <sup>e</sup> In the NT a perpetual file is held for each child, therefore additional applications are not lodged separately but as part of the original application. <sup>f</sup> Family Court of Australia data do not include instances where its registrars are given delegation to conduct Federal Magistrates Court divorce applications, or when conducting conciliation conferences on Federal Magistrates Court matters. These services are provided free of charge to the Federal Magistrates Court. <sup>g</sup> Some Bankruptcy and Immigration matters filed with the Federal Magistrates Court are delegated to be dealt with by Federal Court registrars. Those matters finalised by Federal Court registrars are counted as part of the Federal Magistrates Court matters as they are filed and funded by the Federal Magistrates Court. .. Not applicable.

Source: Australian, State and Territory court administration authorities and departments (unpublished); table 7A.2.

The number of lodgments per 100 000 people can be used to assist in understanding the comparative workload of a court in relation to the population size of the State or Territory. Tables 7A.3 and 7A.4 provide data on criminal and civil lodgments (per 100 000 people) respectively for each State and Territory.

## Distribution of court lodgments

The majority of both criminal and civil matters in Australia in 2008-09 were lodged in magistrates' courts (table 7.4). Although a greater proportion of criminal matters were lodged in district/county courts compared to supreme courts, the opposite was true for civil matters.

**Table 7.4 Distribution of court lodgments, by court level, 2008-09<sup>a</sup>**

	Unit	NSW	Vic	Qld	WA	SA	Tas	ACT	NT	Total
<i>Criminal courts</i>										
Supreme	%	0.2	0.4	0.9	0.4	0.4	3.2	6.0	2.9	0.6
District/county <sup>b</sup>	%	5.3	2.4	3.1	1.8	2.8	..	..	..	3.1
Magistrates' (total) <sup>b, c</sup>	%	94.5	97.2	96.0	97.7	96.8	96.8	94.0	97.1	96.3
<b>All criminal courts<sup>d</sup></b>	<b>'000</b>	<b>213.9</b>	<b>185.7</b>	<b>218.7</b>	<b>127.1</b>	<b>75.2</b>	<b>25.5</b>	<b>6.8</b>	<b>14.9</b>	<b>867.8</b>
<i>Civil courts</i>										
Supreme <sup>e</sup>	%	6.5	3.7	7.5	5.1	4.7	9.3	20.8	4.6	5.7
District/county	%	4.2	3.2	5.1	6.5	8.9	..	..	..	4.3
Magistrates' (total) <sup>c, f</sup>	%	89.3	93.1	87.4	88.4	86.5	90.7	79.2	95.4	89.9
<b>All civil courts<sup>g</sup></b>	<b>'000</b>	<b>219.6</b>	<b>193.7</b>	<b>99.1</b>	<b>61.3</b>	<b>32.8</b>	<b>11.6</b>	<b>5.8</b>	<b>6.6</b>	<b>639.2</b>

<sup>a</sup> Totals may not add as a result of rounding. <sup>b</sup> In Queensland, some children's courts matters are heard in district courts. As a result, the inclusion of all children's courts matters in magistrates' courts data will lead to an overestimation of the magistrates' courts total and an underestimation of the district courts total. <sup>c</sup> In NSW, due to data limitations, lodgments for 2008-09 were partly estimated based on the 12 month period from March 2008 to February 2009 (the most recent 12 month period available for the range of data involved). Figures will be updated when actual data become available. <sup>d</sup> Excludes electronic infringement and enforcement systems (Victoria, Queensland, WA and SA). <sup>e</sup> Excludes probate matters. <sup>f</sup> The Victorian Magistrates' Court civil data include a proportion of lodgments from VCAT. In the ACT, since 2 February 2009, small claims up to \$10 000 are no longer lodged with the Magistrates Court (they are now lodged with the ACT Civil and Administrative Tribunal). <sup>g</sup> Excludes data for the Federal Court, family courts, the Federal Magistrates Court and coroners' courts. .. Not applicable.

Source: State and Territory court administration authorities and departments (unpublished); tables 7A.1-2.

## Finalisations

Finalisations represent the completion of matters in the court system. Each lodgment can be finalised only once. Matters may be finalised by adjudication, transfer, or another non-adjudicated method (such as withdrawal of a matter by the prosecution or settlement by the parties involved).

Tables 7.5 (criminal) and 7.6 (civil) outline the number of finalisations in 2008-09, by court level, for the Australian courts and each State and Territory. Lodgments need not equal finalisations in any given year because not all matters lodged in one year will be finalised in the same year.

In 2008-09, there were 885 700 criminal finalisations in the supreme, district/county and magistrates' courts and approximately 1.8 million infringement notices finalised through electronic infringement and enforcements systems (table 7.5).

Nationally, in 2008-09, 613 400 cases were finalised in the civil jurisdiction (excluding family courts, the Federal Magistrates Court, coroners' and probate courts) comprising 604 600 civil cases finalised in State and Territory supreme, district/county and magistrates' courts, and 8800 cases finalised in the Federal Court. In addition, the Federal Magistrates Court finalised 86 000 matters (mainly family law forms plus some federal law cases) and the two family courts finalised 33 000 matters. The Family Court of WA processes a mixture of work that includes elements of the work dealt with by the different federal courts. There were around 20 200 finalisations (involving reported deaths and fires) in coroners' courts (table 7.6).

**Table 7.5 Court finalisations — criminal, 2008-09 ('000)<sup>a</sup>**

	<i>NSW</i>	<i>Vic</i>	<i>Qld</i>	<i>WA</i>	<i>SA</i>	<i>Tas</i>	<i>ACT</i>	<i>NT</i>	<i>Total</i>
Supreme	0.6	0.7	1.9	0.5	0.3	0.8	0.4	0.4	5.7
District/County <sup>b</sup>	11.2	4.3	6.8	2.9	1.8	..	..	..	27.0
Magistrates' (total) <sup>b, c</sup>	202.7	186.9	211.4	127.9	73.9	30.1	6.3	13.9	853.0
<i>Magistrates' (only)</i>	187.3	172.9	200.4	116.7	66.5	28.1	5.7	12.7	790.3
<i>Children's</i>	15.4	14.0	11.0	11.2	7.4	2.0	0.6	1.2	62.7
<b>All criminal courts</b>	<b>214.5</b>	<b>191.9</b>	<b>220.1</b>	<b>131.4</b>	<b>76.0</b>	<b>30.9</b>	<b>6.7</b>	<b>14.3</b>	<b>885.7</b>
Elec. infringement and enforcement systems <sup>d, e</sup>	..	916.7	491.1	255.0	180.5	..	..	..	1 843.3

<sup>a</sup> Totals may not add as a result of rounding. <sup>b</sup> In Queensland, some children's courts matters are heard in district courts. As a result, the inclusion of all children's courts matters in the magistrates courts will lead to an overestimation of magistrates courts total and an underestimation of district courts total. District Court civil files are now managed by a computerised case management system. <sup>c</sup> In NSW, due to data limitations, finalisations for 2008-09 were partly estimated based on the 12 month period from March 2008 to February 2009 (the most recent 12 month period available for the range of data involved). Figures will be updated when actual data become available. <sup>d</sup> Only Victoria, Queensland, WA and SA have electronic infringement and enforcement systems. In other jurisdictions, unpaid traffic infringement notices may be dealt with by other bodies that do not have the status of a court (such as a State debt recovery office). Lodgment data for electronic infringement and enforcement systems exclude unpaid court fines. <sup>e</sup> WA electronic infringement and enforcement system finalisation data include all adjudicated finalisations except those where a time to pay arrangement has been entered into, but is not yet complete. .. Not applicable.

*Source:* State and Territory court administration authorities and departments (unpublished); table 7A.5.

**Table 7.6 Court finalisations — civil, 2008-09 ('000)<sup>a</sup>**

	NSW	Vic	Qld	WA	SA	Tas	ACT	NT	Aust courts	Total
Supreme <sup>b</sup> /Federal	14.9	8.3	6.5	2.7	1.5	1.1	1.1	0.3	8.8	45.2
District/County <sup>b</sup>	8.6	5.7	5.3	4.2	2.7	..	..	..	..	26.6
Magistrates' (total) <sup>c</sup>	178.6	179.0	86.5	47.8	28.2	10.3	5.7	5.5	..	541.6
Magistrates' (only) <sup>d</sup>	171.1	174.5	82.3	46.4	27.1	10.0	5.5	5.3	..	522.2
Children's <sup>e</sup>	7.5	4.5	4.2	1.5	1.1	0.3	0.1	0.2	..	19.4
<b>All civil courts</b>	<b>202.1</b>	<b>193.0</b>	<b>98.3</b>	<b>54.8</b>	<b>32.5</b>	<b>11.4</b>	<b>6.8</b>	<b>5.8</b>	<b>8.8</b>	<b>613.4</b>
Family courts <sup>f, g</sup>	..	..	..	12.9	..	..	..	..	20.1	33.0
Federal Magistrates <sup>h</sup>	..	..	..	..	..	..	..	..	86.0	86.0
Coroners' courts	6.6	4.0	3.7	1.7	2.0	0.5	1.5	0.3	..	20.2

<sup>a</sup> Totals may not add as a result of rounding. <sup>b</sup> Supreme courts data exclude finalisations of uncontested probate cases. Supreme and District Court civil files are now managed by a computerised case management system. <sup>c</sup> In NSW, due to data limitations, finalisations for 2008-09 were partly estimated based on the 12 month period from March 2008 to February 2009 (the most recent 12 month period available for the range of data involved). Figures will be updated when actual data become available. <sup>d</sup> Victorian Magistrates' Court civil data include a proportion of finalisations from VCAT. In the ACT, since 2 February 2009, small claims up to \$10 000 are no longer lodged with the Magistrates Court (they are now lodged with the ACT Civil and Administrative Tribunal). <sup>e</sup> Queensland children's courts data for civil cases are based on a count of cases, not the number of children involved in the care and protection case. <sup>f</sup> Family Court of Australia data do not include instances where its registrars are given delegation to conduct Federal Magistrates Court divorce applications, or when conducting conciliation conferences on Federal Magistrates Court matters. These services are provided free of charge to the Federal Magistrates Court. <sup>g</sup> The Family Court of Australia does not deem a matter finalised even if it has not had a court event for at least 12 months as this is not consistent with its case management practices. <sup>h</sup> The Federal Magistrates Court does not deem a matter finalised even if it has not had a court event for at least 12 months. Some bankruptcy and immigration matters filed with the Federal Magistrates Court are delegated to be dealt with by Federal Court registrars. Those matters finalised by Federal Court registrars are counted as part of the Federal Magistrates Court matters as they are filed and funded by the Federal Magistrates Court. .. Not applicable.

Source: Australian, State and Territory court administration authorities and departments (unpublished); table 7A.6.

The number of finalisations per 100 000 people is available in tables 7A.7 and 7A.8.

## 7.2 Framework of performance indicators

Performance indicators focus on outputs and/or outcomes aimed at meeting common, agreed objectives. The Steering Committee has identified four objectives of court administration services across Australia (box 7.5). The emphasis placed on each objective may vary across states and territories and court level.

---

### **Box 7.5 Objectives for court administration**

Objectives for court administration are:

- to be open and accessible
- to process matters in an expeditious and timely manner
- to provide due process and equal protection before the law
- to be independent yet publicly accountable for performance.

In addition, all governments aim to provide court administration services in an efficient manner.

The performance indicator framework for court administration is shown in figure 7.3. For all data, the text includes relevant caveats and supporting commentary. Indicators that are considered comparable are only comparable subject to the caveats and footnotes accompanying the definition of the indicator and the tables of indicator results.

The Steering Committee focuses on providing the best available data in a timely manner. Jurisdictions, when endorsing the data, acknowledge that the data have been supplied according to the nationally agreed counting rules. Where a jurisdiction advises that it has diverged from these counting rules, this divergence is appropriately footnoted in the table and surrounding text. Chapter 1 discusses data comparability from a Report-wide perspective (see section 1.6).

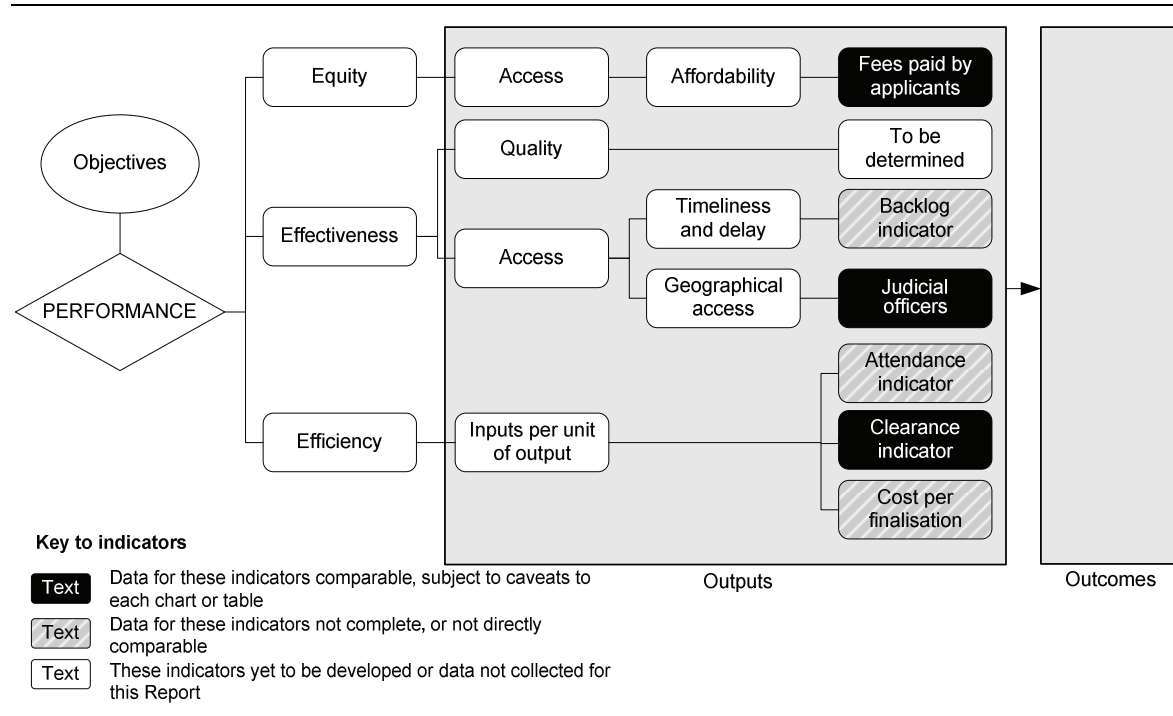
The Steering Committee recognises that this collection (unlike some other data collections) does not have an intermediary data collector or validator akin to the Australian Institute of Health and Welfare or the ABS. The reporting process in this chapter is one of continual improvement and refinement, with the long term aim of developing a national data collection that covers court administration activities across the Australian, State and Territory jurisdictions in a timely and comparable way.

As shown in figure 7.3, all of the indicators reported in this chapter are output indicators. Outputs are the actual services delivered, while outcomes are the impact of these services on the status of an individual or group (see chapter 1, section 1.5). Equity is currently represented through one output indicator ('fees paid by applicants'). Effectiveness is represented through two output indicators ('backlog' and 'judicial officers'). Efficiency is currently represented through three output indicators ('attendance', 'clearance' and 'cost per finalisation').

To date, no specific outcome indicators have been identified for court administration. The activities of court administrators lead to broad outcomes within the overall justice system that are not readily addressed by this service specific chapter.

The report’s statistical appendix contains data that may assist in interpreting the performance indicators presented in this chapter. These data cover a range of demographic and geographic characteristics including age profile, geographic distribution of the population, income levels, education levels, tenure of dwellings and cultural heritage (such as Indigenous and ethnic status) (appendix A).

**Figure 7.3 Performance indicator framework for court administration**



### 7.3 Key performance indicator results

Different delivery locations, caseloads, casemixes and government policies may affect the equity, effectiveness and efficiency of court administration services. The allocation of cases to different courts also differs across states and territories and Australian courts. Performance comparison needs to take these factors into account. In addition to the material in boxes 7.1, 7.2 and 7.3, appendix A — the statistical appendix — contains detailed statistics and short profiles on each State and Territory, and other data which may assist in interpreting the performance indicators presented in this chapter.

---

The court administration data collection is based on national counting rules, so data presented in this chapter may differ from data published by individual jurisdictions in their annual reports. There also can be differences from the data reported in the ABS Criminal Courts publication (ABS 2009).

## Outputs

Outputs are the actual services delivered (while outcomes are the impact of these services on the status of an individual or group) (see chapter 1, section 1.5).

### *Equity — fees paid by applicants*

‘Fees paid by applicants’ is an indicator of governments’ achievement against the objective of keeping services accessible through charging affordable court fees for services provided. It is important to note, however, that court fees are only part of the broader legal costs faced by applicants.

#### **Box 7.6 Fees paid by applicants**

‘Fees paid by applicants’ is defined as the average court fees paid per lodgment. It is derived by dividing the total court fees collected by the number of lodgments in a year.

Court fees largely relate to civil cases. Providing court administration service quality is held constant, lower court fees help keep courts accessible.

Court fees are only part of the costs faced by litigants (with legal fees being more significant).

Data reported for this indicator are comparable.

In 2008-09, average court fees paid per lodgment were greater in supreme courts than in district/county and magistrates’ courts (table 7.7). This was consistent across all jurisdictions. The average fees collected by the Australian, State and Territory courts vary for many reasons and caution should be used in making direct comparisons.



**Table 7.7 Average civil court fees collected per lodgment, 2008-09 (dollars)<sup>a</sup>**

	NSW	Vic	Qld	WA	SA	Tas	ACT	NT	Aust courts	Total <sup>b</sup>
Supreme (excl. probate)/Federal	1685	1239	807	1365	1502	447	972	639	1120	1273
District/county	1226	1234	658	849	631	..	..	..	..	1006
Magistrates' (total) <sup>c</sup>	150	89	82	na	111	66	69	53	..	109
<i>Magistrates' (only)</i>	157	92	86	93	115	69	71	55	..	114
<i>Children's</i>	–	..	–	na	–	..	..	..	..	–
Family courts <sup>d</sup>	..	..	..	164	..	..	..	..	56	102
Federal Magistrates	..	..	..	..	..	..	..	..	221	221
Probate — Supreme	933	263	509	532	665	343	690	884	..	602

<sup>a</sup> Some jurisdictions charge corporations twice the amount individuals are charged, therefore average fees can overstate the charge to individuals. <sup>b</sup> Totals are derived for each court level in the table by dividing the total fees for that court level by the lodgments for that court level. <sup>c</sup> Victorian Magistrates Court fees include fees paid through VCAT. <sup>d</sup> Many of the Family Court of Australia's applications do not attract a fee. .. Not applicable. – Nil or rounded to zero.

Source: Australian, State and Territory court administration authorities and departments (unpublished); table 7A.16.

The level of cost recovery from the collection of court fees varied across court levels and across jurisdictions in 2008-09 (table 7.8). Nationally, for the states and territories in total, the proportion of costs recovered through court fees was greatest for magistrates' courts, followed by district/county courts and then supreme courts. Cost recovery was lowest in the children's courts and in the Family Court of Australia — in these courts many applications do not attract a fee.

**Table 7.8 Civil court fees collected as a proportion of civil recurrent expenditure (cost recovery), 2008-09 (per cent)<sup>a, b</sup>**

	NSW	Vic	Qld	WA	SA	Tas	ACT	NT	Aust courts	Total
Supreme <sup>c</sup> /Federal	38.6	30.5	33.0	18.2	25.8	12.9	24.8	4.2	9.3	22.0
District/County	38.6	30.4	32.4	16.6	21.1	..	..	..	..	29.3
Magistrates' (total) <sup>d</sup>	44.5	32.8	24.8	na	25.6	37.4	5.2	7.6	..	33.8
<i>Magistrates' (only)<sup>d</sup></i>	51.5	38.5	29.2	34.8	27.7	37.8	5.8	8.0	..	38.7
<i>Children's</i>	–	..	–	na	–	..	..	..	..	–
Family courts <sup>e</sup>	..	..	..	10.8	..	..	..	..	0.9	2.4
Federal Magistrates	..	..	..	..	..	..	..	..	21.9	21.9

<sup>a</sup> Excludes payroll tax. <sup>b</sup> Some jurisdictions charge corporations twice the amount individuals are charged, therefore average fees can overstate the charge to individuals. <sup>c</sup> Excludes probate costs. <sup>d</sup> Victorian Magistrates' Court fees include civil and criminal court fees paid through VCAT. <sup>e</sup> Many of the Family Court of Australia's applications do not attract a fee. .. Not applicable. – Nil or rounded to zero.

Source: Australian, State and Territory court administration authorities and departments (unpublished); table 7A.15.

---

### *Effectiveness — quality*

‘Quality’ is an indicator of governments’ achievement against the objective of providing due process. The Steering Committee has identified quality as an important measure of court administration performance (box 7.7). However, a suitable indicator of quality for court administration has not yet been identified for inclusion in the performance framework.

#### **Box 7.7 Indicators of quality**

Indicators of quality for court administration have not yet been identified. The perceptions of court users about the quality of the services delivered by courts may be strongly influenced by the outcomes of judicial decisions (which are not the subject of this chapter). Isolating perceptions of the quality of court administration may be difficult.

### *Effectiveness — backlog indicator*

The ‘backlog indicator’ is an indicator of governments’ achievement against the objective of processing matters in an expeditious and timely manner. The indicator recognises that case processing must take some time, that such time does not necessarily equal delay and that the time it takes to process a case can be affected by factors outside the direct control of court administration.

---

### **Box 7.8 Backlog indicator**

The 'backlog indicator' measures the age of a court's pending caseload against nominated time standards. The number of cases in the nominated age category is expressed as a percentage of the total pending caseload.

The following national standards have been set:

The Federal Magistrates Court, magistrates' and children's courts:

- no more than 10 per cent of lodgments pending completion are to be more than 6 months old
- no lodgments pending completion are to be more than 12 months old.

Supreme courts, the Federal Court, district/county, family and coroners' courts and all appeals:

- no more than 10 per cent of lodgments pending completion are to be more than 12 months old
- no lodgments pending completion are to be more than 24 months old.

Performance relative to the time standards indicates effective management of caseloads and timely accessibility of court services.

Time taken to process cases is not necessarily court administration delay. Some delays are caused by factors other than those related to the workload of the court (for example, a witness being unavailable).

Data reported for this indicator are not directly comparable.

Results can be affected by the complexity and distribution of cases, which may vary across court levels within each State and Territory and the Australian courts (boxes 7.1, 7.2 and 7.3). Additionally, Tasmania, the ACT and the NT have a two-tier court system (that is, they do not have a district/county court level), whereas the other states and territories have a three-tier court system. This difference needs to be taken into account when comparing the results of the backlog indicator.

Data on the backlog indicator for criminal matters are contained in table 7.9. In the criminal jurisdiction, those defendants who failed to appear when required and had warrants issued have been excluded from the pending caseload count.

**Table 7.9 Backlog indicator — all criminal matters, as at 30 June 2009**

	<i>Unit</i>	<i>NSW</i>	<i>Vic</i>	<i>Qld</i>	<i>WA</i>	<i>SA</i>	<i>Tas</i>	<i>ACT</i>	<i>NT</i>
<b>Higher<sup>a, b</sup> — appeal</b>									
Pending caseload	no.	1 635	1 565	476	157	104	25	51	8
<i>cases &gt; 12 mths</i>	%	2.0	13.2	4.8	1.9	2.9	4.0	15.7	12.5
<i>cases &gt; 24 mths</i>	%	0.4	1.6	0.2	—	1.0	—	2.0	—
<b>Higher<sup>a, b</sup> — non-appeal<sup>c</sup></b>									
Pending caseload	no.	1 870	2 293	2 534	686	1 600	312	360	169
<i>cases &gt; 12 mths</i>	%	7.1	31.2	18.6	10.5	21.2	9.6	31.1	7.1
<i>cases &gt; 24 mths</i>	%	1.3	6.6	8.1	2.9	5.1	2.9	5.6	1.2
<b>Supreme<sup>b</sup> — appeal</b>									
Pending caseload	no.	165	528	149	157	104	25	51	8
<i>cases &gt; 12 mths</i>	%	9.1	24.6	5.4	1.9	2.9	4.0	15.7	12.5
<i>cases &gt; 24 mths</i>	%	3.0	2.8	—	—	1.0	—	2.0	—
<b>Supreme<sup>b</sup> — non-appeal<sup>c</sup></b>									
Pending caseload	no.	94	120	430	72	39	312	360	169
<i>cases &gt; 12 mths</i>	%	14.9	26.7	12.6	9.7	12.8	9.6	31.1	7.1
<i>cases &gt; 24 mths</i>	%	9.6	12.5	4.4	—	2.6	2.9	5.6	1.2
<b>District/County<sup>b</sup> — appeal<sup>d</sup></b>									
Pending caseload	no.	1 470	1 037	327	..	..	..	..	..
<i>cases &gt; 12 mths</i>	%	1.2	7.4	4.6	..	..	..	..	..
<i>cases &gt; 24 mths</i>	%	0.1	1.0	0.3	..	..	..	..	..
<b>District/County<sup>b</sup> — non-appeal</b>									
Pending caseload	no.	1 776	2 173	2 104	614	1 561	..	..	..
<i>cases &gt; 12 mths</i>	%	6.7	31.5	19.8	10.6	21.4	..	..	..
<i>cases &gt; 24 mths</i>	%	0.9	6.3	8.8	3.3	5.2	..	..	..
<b>Magistrates<sup>e</sup></b>									
Pending caseload	no.	20 724	35 205	32 304	12 605	21 011	8 877	1 409	3 390
<i>cases &gt; 6 mths</i>	%	11.5	25.1	29.9	21.1	30.7	36.6	19.0	41.4
<i>cases &gt;12 mths</i>	%	2.6	8.0	14.3	7.2	11.8	20.4	6.0	23.7
<b>Children's<sup>e</sup></b>									
Pending caseload	no.	1 856	3 445	2 261	2 071	1 860	848	282	293
<i>cases &gt; 6 mths</i>	%	8.9	18.6	27.5	17.4	21.8	27.0	28.0	35.5
<i>cases &gt;12 mths</i>	%	1.5	4.5	13.2	6.4	7.6	11.0	2.5	22.2

<sup>a</sup> Higher refers to supreme and district/county courts combined. <sup>b</sup> In NSW, the criminal casemix of the Supreme Court is principally murder and manslaughter cases and therefore not directly comparable with supreme courts in other states and territories. <sup>c</sup> For Queensland supreme and district courts, the age of non-appeal cases is calculated from the date the court record was first created in the computerised case management system in the supreme or district court, not from the date of the committal order in the magistrates' court. <sup>d</sup> There is no criminal appellate jurisdiction in the district courts in WA or SA. All criminal appeals from magistrates' courts go directly to supreme courts in these states. <sup>e</sup> NSW pending data for Magistrates' Court and Children's Court for 2008-09 are extrapolated from data for largest courts to derive a State total. .. Not applicable. — Nil or rounded to zero.

Source: State and Territory court administration authorities and departments (unpublished); table 7A.17.

---

The age of the pending workload and civil case processing timeliness can be affected by several factors (box 7.9).

**Box 7.9 Civil timeliness factors**

The following factors may affect the timeliness of case processing in the civil courts:

- where civil cases are contested, a single case may involve several related applications or issues that require judgments and decisions by the court
- the parties to a case can significantly affect the conduct and timeliness of a case — that is, matters often may be adjourned at the instigation of, and by the consent of, the parties — such consent arrangements are outside the control of the court
- the court may employ case management or other dispute resolution processes (for example, mediation) that are alternatives to formal adjudication
- an inactive case is regarded as finalised (or closed) 12 months after the last action on the case (in accordance with the counting rules for this data collection).

The age of the pending caseload and case processing timeliness in criminal cases (and for some civil cases) can also be affected by orders or programs that are initiated following a court lodgment, but prior to a court finalisation. These programs or orders are commonly referred to as diversion programs and are outlined in more detail in box 7.10.

Different case completion times in the civil jurisdiction of the states and territories generally reflect different case flow management practices, the individual needs of cases, and the priority given to criminal matters.

Data for the backlog indicator for civil matters are contained in table 7.10. In the civil jurisdiction, those lodgments that have not been acted upon in the past 12 months are counted as finalised for the purpose of this Report, the aim being to focus on those matters that are part of an ‘active pending’ population. Some courts (for example, the Australian courts) proactively manage all their civil cases and apply this deeming rule to very few, if any, cases.

**Box 7.10 Diversion programs and the impact on timeliness**

Courts offer diversion programs to improve the quality of outcomes within the justice system and for the community generally. Diversion programs can involve processes that are outside the control of court administration. The period between lodgment and finalisation can be affected by those processes.

(Continued on next page)

---

### Box 7.10 (Continued)

Within the criminal justice system, diversion programs are usually focussed on rehabilitation for the defendant and/or restoration for the victim. They are most often (but not exclusively) used in magistrates' courts, and usually are voluntary. Examples include:

- referral of defendants to drug programs (from counselling through to treatment programs) — available in all states and territories except Tasmania
- referral of defendants to a mental health court (Queensland and SA) or for various mental health assessments (NSW, WA and the ACT)
- referral of defendants to a family violence court (WA and SA) for participation in targeted programs
- referral of defendants to an Indigenous court or Circle Sentencing program (NSW, Victoria, Queensland, SA and the ACT and a pilot program in WA).

The processes listed above can range in completion times between one week and seven years. With some diversion programs, success will delay finalisation significantly. For example, some drug court programs can require compliance for 12 months or longer before the defendant is considered to have completed the program.

Within the civil justice system, diversion programs can be a quicker and cheaper form of dispute resolution. Examples include:

- mediation — referrals can be made at any time during the proceedings. A court may require parties to complete a mediation program within a specified time, or can consider the timeframe to be 'open-ended' (for example, referrals to the National Native Title Tribunal). Completion time can also be affected by the complexity of the dispute and the number of parties involved, and can therefore vary significantly from case to case. Usually all parties consent to use mediation, but in some states parties can be ordered to mediate their dispute
- arbitration — referrals are usually made early in the proceedings and the court supervises the process. The hearing is shorter than a court hearing. Participation can be voluntary or by order
- reference to a referee — technical issues arising in proceedings may be referred to suitably qualified experts (referees) for inquiry and report. The court supervises the process and may adopt, vary or reject the report.

Success at mediation (settlement of the case) or at arbitration (acceptance of the arbitrator's award) generally finalises cases earlier than if finalised by trial and judgment. Where the mediation or arbitration is unsuccessful, the delaying effect on finalisation is highly variable.

**Table 7.10 Backlog indicator — all civil matters, as at 30 June 2009**

	<i>Unit</i>	<i>NSW</i>	<i>Vic</i>	<i>Qld</i>	<i>WA</i>	<i>SA</i>	<i>Tas</i>	<i>ACT</i>	<i>NT</i>	<i>Aust courts</i>
<b>Higher<sup>a</sup> — appeal</b>										
Pending caseload	no.	554	413	164	184	84	59	31	20	336
cases > 12 mths	%	12.6	26.9	4.3	18.5	6.0	30.5	25.8	5.0	7.7
cases > 24 mths	%	2.9	10.7	0.6	6.0	3.6	3.4	6.5	5.0	2.7
<b>Higher (excl probate)<sup>a</sup> — non-appeal<sup>b</sup></b>										
Pending caseload	no.	15 024	10 417	10 067	5 540	4 093	1 041	1 726	193	3 950
cases >12 mths	%	22.8	18.4	20.7	25.0	39.4	33.6	44.0	39.4	34.9
cases > 24 mths	%	7.5	6.1	5.2	11.8	19.8	10.9	21.1	15.0	22.1
<b>Supreme/Federal — appeal<sup>a</sup></b>										
Pending caseload	no.	454	351	94	124	66	59	31	20	336
cases >12 mths	%	15.2	28.5	—	21.0	7.6	30.5	25.8	5.0	7.7
cases > 24 mths	%	3.5	11.7	—	8.9	4.5	3.4	6.5	5.0	2.7
<b>Supreme (excl probate)/Federal — non-appeal<sup>b</sup></b>										
Pending caseload	no.	7 460	4 389	5 907	2 462	782	1 041	1 726	193	3 950
cases >12 mths	%	25.0	9.8	20.7	30.7	29.5	33.6	44.0	39.4	34.9
cases > 24 mths	%	10.5	4.2	5.8	16.0	13.8	10.9	21.1	15.0	22.1
<b>District/county — appeal</b>										
Pending caseload	no.	100	62	70	60	18	..	..	..	..
cases >12 mths	%	1.0	17.7	10.0	13.3	—	..	..	..	..
cases >24 mths	%	—	4.8	1.4	—	—	..	..	..	..
<b>District/county — non-appeal</b>										
Pending caseload	no.	7 564	6 028	4 160	3 078	3 311	..	..	..	..
cases >12 mths	%	20.6	24.7	20.6	20.4	41.8	..	..	..	..
cases > 24 mths	%	4.5	7.5	4.4	8.4	21.2	..	..	..	..
<b>Magistrates<sup>c, d</sup></b>										
Pending caseload	no.	na	19 040	35 109	27 266	14 331	4 973	1 034	2 390	..
cases > 6 mths	%	na	24.9	42.7	34.4	45.6	34.0	44.5	42.8	..
cases > 12 mths	%	na	12.7	6.2	4.4	12.5	3.7	13.9	10.2	..
<b>Family courts — appeal</b>										
Pending caseload	no.	..	..	..	22	..	..	..	..	230
cases >12 mths	%	..	..	..	31.8	..	..	..	..	23.9
cases > 24 mths	%	..	..	..	27.3	..	..	..	..	10.9
<b>Family courts — non-appeal<sup>e</sup></b>										
Pending caseload	no.	..	..	..	10 941	..	..	..	..	5 381
cases > 12 mths	%	..	..	..	36.2	..	..	..	..	25.2
cases > 24 mths	%	..	..	..	14.6	..	..	..	..	10.3
<b>Federal Magistrates<sup>e</sup></b>										
Pending caseload	no.	..	..	..	..	..	..	..	..	26884
cases > 6 mths	%	..	..	..	..	..	..	..	..	28.7
cases > 12 mths	%	..	..	..	..	..	..	..	..	12.6
<b>Coroners' courts<sup>f</sup></b>										
Pending caseload	no.	2 700	5 628	2 242	1 186	1 980	312	235	393	..
cases > 12 mths	%	21.4	28.3	22.8	34.6	19.5	23.4	29.4	30.0	..
cases > 24 mths	%	10.7	6.0	10.1	13.2	9.5	8.3	18.3	11.2	..

(Continued on next page)

---

## Table 7.10 (Continued)

<sup>a</sup> Higher refers to State and Territory supreme and district/county courts combined, and includes the Federal Court. <sup>b</sup> Non-appeal matters for the Federal Court include a significant number of Native Title matters which by nature are both long and complex. <sup>c</sup> Excludes children's courts. <sup>d</sup> Victorian Magistrates' Court civil data include a proportion of pending caseload from VCAT. <sup>e</sup> The Family Court of Australia and the Federal Magistrates Court do not deem a matter as finalised even where there has been no court event for at least 12 months. Some matters may be affected by proceedings in other courts, for example, and although currently inactive they are included in the data for this indicator. The more complex and entrenched Family Law disputes commence with the Family Court so a higher proportion of its cases require more lengthy and intensive case management. <sup>f</sup> WA Coroners Court data for 2008-09 and previous years were compiled by a manual process of counting lodgments and only included the metropolitan area. WA Coroners Court has recently implemented a new reporting system utilising WA Coroners Court data stored on the National Coroners Information System. Data integrity work has commenced to ensure State-wide data on this indicator can be reported from 2009-10. **na** Not available. .. Not applicable. – Nil or rounded to zero.

Source: Australian, State and Territory court authorities and departments (unpublished); table 7A.18.

### *Effectiveness — judicial officers*

'Judicial officers' is an indicator of governments' achievement against the objective of providing services that are accessible to the community. This indicator relates access to the number of judicial officers available to deal with cases in relation to population size (box 7.11).



---

### **Box 7.11 Judicial officers**

'Judicial officers' is an indicator that represents the availability of resources to provide services. Judicial officers are officers who can make enforceable orders of the court. For the purposes of this chapter, the definition of a judicial officer includes:

- judges
- associate judges
- magistrates
- masters
- coroners
- judicial registrars
- all other officers who, following argument and giving of evidence, make enforceable orders of the court.

The number of judicial officers is expressed in full time equivalent units and, where judicial officers have both judicial and non-judicial work, refers to the proportion of time allocated to judicial work.

The number of judicial officers is additionally presented in comparison to the population of each jurisdiction. A higher proportion of judicial officers in the population indicates potentially greater access to the judicial system.

Factors such as geographical dispersion, judicial workload and population density are also important to consider when comparing figures concerning judicial officers.

Data reported for this indicator are comparable.

The number of full time equivalent judicial officers for each court level is outlined in table 7.11. In all State and Territory jurisdictions with a three-tier system, there were more judicial officers in magistrates' courts than in district/county courts, and (apart from WA) more officers in the district/county courts than in the supreme courts. Table 7.12 shows the number of judicial officers per 100 000 people.

**Table 7.11 Judicial officers, full time equivalent, 2008-09<sup>a</sup>**

	NSW	Vic	Qld	WA	SA	Tas	ACT	NT	Aust courts	Total
Supreme/Federal	61.1	39.7	25.0	30.5	13.9	7.0	6.3	8.4	61.0	252.8
District/County	65.6	58.2	33.8	28.1	20.6	..	..	..	..	206.2
Magistrates <sup>b</sup>	113.0	125.2	69.7	46.3	35.9	11.8	6.4	13.7	..	421.9
Children's	18.5	10.0	6.6	5.2	3.9	0.8	1.3	1.0	..	47.4
Family courts <sup>c</sup>	..	..	..	14.6	..	..	..	..	37.7	52.3
Federal Magistrates <sup>d</sup>	..	..	..	..	..	..	..	..	61.0	61.0
Coroners' courts	5.0	8.8	6.2	2.0	1.9	0.8	0.2	1.7	..	26.7
<b>Total<sup>e</sup></b>	<b>263.2</b>	<b>242.0</b>	<b>141.2</b>	<b>126.6</b>	<b>76.2</b>	<b>20.4</b>	<b>14.2</b>	<b>24.7</b>	<b>159.7</b>	<b>1068.3</b>

<sup>a</sup> Totals may not add as a result of rounding. <sup>b</sup> Data for Victoria include a proportion of judicial officers from VCAT. <sup>c</sup> Family Court of Australia figures include Family Court of Australia judges assigned to the Full Court Appeals division. <sup>d</sup> 2008-09 Federal Magistrates Court figures have been annualised from six months of data (January to June 2009). Federal Magistrates Court payroll function transferred to the Family Court of Australia in December 2008 and data prior to January is not available to the Family Court of Australia. Includes Family Court of Australia services provided free of charge. <sup>e</sup> Excludes electronic infringement and enforcement systems as they do not have open court sittings and therefore do not require judicial officers. .. Not applicable.

Source: Australian, State and Territory court administration authorities and departments (unpublished); table 7A.20.

**Table 7.12 Judicial officers, full time equivalent, per 100 000 people, 2008-09**

	NSW	Vic	Qld	WA	SA	Tas	ACT	NT	Aust courts <sup>a</sup>	Total <sup>b</sup>
<i>Population ('000)<sup>c, d</sup></i>	7 041	5 364	4 349	2 204	1 612	500	347	221	..	21 643
<i>Judicial officers per 100 000 people</i>										
Supreme/Federal	0.9	0.7	0.6	1.4	0.9	1.4	1.8	3.8	0.3	1.2
District/County	0.9	1.1	0.8	1.3	1.3	..	..	..	..	1.0
Magistrates <sup>e</sup>	1.6	2.3	1.6	2.1	2.2	2.4	1.8	6.2	..	1.9
Children's	0.3	0.2	0.2	0.2	0.2	0.2	0.4	0.4	..	0.2
Family courts <sup>f</sup>	..	..	..	0.7	..	..	..	..	0.2	0.2
Federal Magistrates	..	..	..	..	..	..	..	..	0.3	0.3
Coroners' courts	0.1	0.2	0.1	0.1	0.1	0.2	0.1	0.8	..	0.1
<b>Total<sup>g</sup></b>	<b>3.7</b>	<b>4.5</b>	<b>3.2</b>	<b>5.7</b>	<b>4.7</b>	<b>4.1</b>	<b>4.1</b>	<b>11.1</b>	<b>0.7</b>	<b>4.9</b>

<sup>a</sup> The Australian courts results have been derived using the total population figure for Australia. <sup>b</sup> Totals are derived by dividing the total number of judicial FTE at each court level by the Australian population (per 100 000). <sup>c</sup> Population total for Australia includes 'Other territories'. <sup>d</sup> Population data for the financial year is the midpoint (31 December) estimate. <sup>e</sup> Victorian Magistrates' Court data include a proportion of judicial officers from VCAT. <sup>f</sup> Family Court of Australia figures include Family Court of Australia judges assigned to the Full Court Appeals division. <sup>g</sup> Excludes electronic infringement and enforcement systems as they do not have open court sittings and therefore do not require judicial officers. .. Not applicable.

Source: Australian, State and Territory court administration authorities and departments (unpublished).

## Efficiency — attendance indicator

The ‘attendance indicator’ is an indicator of governments’ achievement against the objective of providing court administration services in an efficient manner (box 7.12). Court attendances act as a proxy for input costs. Attendance data can be difficult to collect. Due to system limitations, some jurisdictions supply data on listed hearings rather than actual attendances in court.

### Box 7.12 Attendance indicator

The ‘attendance indicator’ is defined as the average number of attendances recorded (no matter when the attendance occurred) for those cases that were finalised during the year. The number of attendances is the number of times that parties or their representatives are required to be present in court to be heard by a judicial officer or mediator/arbitrator where binding orders can be made. The number includes appointments that are adjourned or rescheduled.

Fewer attendances may suggest a more efficient process. However, this should be balanced against the likelihood that the number of attendances will increase if rehabilitation or diversionary programs are used, or if intensive case management is used. Both of these paths are believed to improve the quality of outcomes:

- rehabilitation and diversionary programs aim to provide therapeutic benefits for the offenders, and benefits of reduced recidivism for the community
- intensive case management is believed to maximise the prospects of settlement (and thereby reduce the litigant’s costs, the number of cases queuing for hearing, and the flow of work on to appellate courts); alternatively, it can narrow the issues for trial (thus shortening trial time and also reducing costs and the queuing time for other cases waiting for hearing).

Data reported for this indicator are not directly comparable.

Attendance indicator results for criminal proceedings are reported in table 7.13.

Table 7.13 Attendance indicator — criminal, 2008-09<sup>a</sup>

	NSW <sup>b</sup>	Vic	Qld	WA	SA	Tas	ACT	NT
<i>Average attendances per finalisation</i>								
Supreme	na	2.6	2.8	2.6	5.2	5.6	6.1	7.1
District/County	na	6.1	3.8	4.3	6.2	..	..	..
Magistrates <sup>c</sup>	na	3.0	2.3	2.3	3.3	3.1	3.7	3.4
Children’s	na	5.4	2.6	3.3	3.4	4.9	5.3	4.9

<sup>a</sup> Excludes data for the electronic infringement and enforcement systems. <sup>b</sup> NSW data are not available.

<sup>c</sup> Data for Victoria include a proportion of hearings from VCAT. **na** Not available. **..** Not applicable.

Source: State and Territory court administration authorities and departments (unpublished); table 7A.19.

Attendance indicator results for civil proceedings are reported in table 7.14.

**Table 7.14 Attendance indicator — civil, 2008-09**

	<i>NSW</i>	<i>Vic</i>	<i>Qld</i>	<i>WA</i>	<i>SA</i>	<i>Tas</i>	<i>ACT</i>	<i>NT</i>	<i>Aust courts</i>
<i>Average attendances per finalisation</i>									
Supreme (excl. probate) <sup>a</sup> /Federal	na	1.1	1.5	2.6	3.9	na	4.3	4.8	2.7
District/county <sup>a</sup>	na	2.2	0.7	2.3	4.3	..	..	..	..
Magistrates <sup>b</sup>	na	0.9	0.8	0.7	0.9	na	1.2	1.5	..
Children's <sup>c</sup>	na	2.0	2.7	5.1	2.6	..	6.1	1.7	..
Family courts <sup>d</sup>	..	..	..	1.7	..	..	..	..	2.9
Federal Magistrates <sup>e</sup>	..	..	..	..	..	..	..	..	2.2
Coroners' courts	na	1.0	3.7	1.0	1.3	1.0	4.3	1.0	..

<sup>a</sup> Queensland's supreme and district courts data diverge from the national counting rules as follows: (i) multiple attendances are counted for multi-day court events (such as multi-day trials); (ii) attendances for unfinalised cases are included in the data; and (iii) case-managed court events are not included in the data.

<sup>b</sup> Victorian Magistrates' Court data include a proportion of hearings from VCAT. ACT data are based on all listings for a case, including return of subpoenas, settlement and case management conferences. Multiple attendances are counted for a single event. <sup>c</sup> Queensland Children's Court data are based on a count of cases, not the number of children involved in the care and protection case. ACT data are based on all listings for a case, including return of subpoenas, settlement and case management conferences. Multiple attendances are counted for a single event. <sup>d</sup> Family Court of Australia data include all conference events that may have binding orders made. Data also contain events that may not require the attendance of parties (such as divorce hearings), however these are included as they form part of the lodgment and finalisation data. Attendances for appeal matters have only been included since 2008-09. <sup>e</sup> Federal Magistrates Court attendance data exclude responses to applications. **na** Not available. **..** Not applicable.

*Source:* Australian, State and Territory court administration authorities and departments (unpublished); table 7A.19.

In the context of the attendance indicator, it is important to note that Alternative Dispute Resolution (ADR) can resolve some types of matters out of court and thereby reduce the need for judicial hearings. Accordingly, differences between and within states and territories in the availability and use of ADR can affect the comparability of the attendance indicator.

---

### *Efficiency — clearance indicator*

The ‘clearance indicator’ is another indicator of governments’ achievement against the objective of providing court administration services in an efficient manner (box 7.13).

#### **Box 7.13 Clearance indicator**

The ‘clearance indicator’ is measured by dividing the number of finalisations in the reporting period by the number of lodgments in the same period. The result is multiplied by 100 to convert to a percentage. It shows whether the volume of case finalisations has matched the number of case lodgments during the reporting period. It indicates whether a court’s pending caseload would have increased or decreased over that period.

The following can assist in interpretation of this indicator:

- a figure of 100 per cent indicates that, during the reporting period, the court finalised as many cases as were lodged, and the pending caseload should be similar to the pending caseload 12 months earlier
- a figure greater than 100 per cent indicates that, during the reporting period, the court finalised more cases than were lodged, and the pending caseload should have decreased
- a figure less than 100 per cent indicates that, during the reporting period, the court finalised fewer cases than were lodged, and the pending caseload should have increased.

The clearance indicator should be interpreted alongside lodgment and finalisation data, and the backlog indicator reported earlier in this chapter. Trends over time should also be considered.

The clearance indicator can be affected by external factors (such as those causing changes in lodgment rates), as well as by changes in a court’s case management practices.

Data reported for this indicator are comparable.

Lodgments are a reflection of demand for court services. Lodgments need not equal finalisations in any given year because not all matters lodged in a given year will be finalised in the same year. Consequently, results for this indicator need to be interpreted within the context of changes in the volumes of lodgments, finalisations and pending caseloads over time.

Clearance indicator data in 2008-09 are presented separately for the criminal and civil jurisdictions in tables 7.15 and 7.16. Where relevant, the clearance indicator data have been disaggregated between appeal and non-appeal matters.

**Table 7.15 Clearance indicator — all criminal matters, 2008-09<sup>a</sup>**

	<i>unit</i>	<i>NSW</i>	<i>Vic</i>	<i>Qld</i>	<i>WA</i>	<i>SA</i>	<i>Tas</i>	<i>ACT</i>	<i>NT</i>
<b>Supreme — appeal</b>									
Lodgments	'000	0.40	0.51	0.37	0.31	0.26	0.04	0.08	0.02
Finalisations	'000	0.45	0.49	0.40	0.29	0.25	0.02	0.09	0.02
<i>Clearance rate</i>	%	111.4	96.3	107.6	95.8	94.3	66.7	108.5	100.0
<b>Supreme — non-appeal<sup>b</sup></b>									
Lodgments	'000	0.12	0.15	1.53	0.25	0.06	0.77	0.33	0.42
Finalisations	'000	0.13	0.25	1.53	0.26	0.08	0.77	0.27	0.37
<i>Clearance rate</i>	%	109.6	165.5	99.6	104.1	123.8	99.7	80.5	89.0
<b>District/County — appeal<sup>c</sup></b>									
Lodgments	'000	7.78	2.31	0.48	..	..	..	..	..
Finalisations	'000	7.71	2.10	0.45	..	..	..	..	..
<i>Clearance rate</i>	%	99.1	90.9	95.2	..	..	..	..	..
<b>District/County — non-appeal<sup>b</sup></b>									
Lodgments	'000	3.49	2.19	6.29	2.31	2.08	..	..	..
Finalisations	'000	3.48	2.25	6.33	2.93	1.77	..	..	..
<i>Clearance rate</i>	%	99.8	103.0	100.7	126.9	85.2	..	..	..
<b>Magistrates<sup>d</sup></b>									
Lodgments	'000	186.95	167.36	199.44	113.16	65.47	22.43	5.69	13.23
Finalisations	'000	187.27	172.90	200.43	116.71	66.51	28.06	5.71	12.71
<i>Clearance rate</i>	%	100.2	103.3	100.5	103.1	101.6	125.1	100.3	96.1
<b>Children's<sup>d</sup></b>									
Lodgments	'000	15.20	13.19	10.63	11.11	7.29	2.22	0.71	1.21
Finalisations	'000	15.43	13.96	11.01	11.16	7.38	2.01	0.62	1.18
<i>Clearance rate</i>	%	101.5	105.8	103.5	100.4	101.2	90.8	87.2	97.6
<b>Electronic infringement and enforcement systems<sup>e</sup></b>									
Lodgments	'000	..	1129.28	540.84	287.80	176.01	..	..	..
Finalisations	'000	..	916.75	491.08	254.97	180.52	..	..	..
<i>Clearance rate</i>	%	..	81.2	90.8	88.6	102.6	..	..	..

<sup>a</sup> Clearance indicator results are derived from finalisation and lodgment data presented in tables 7A.1 and 7A.5. <sup>b</sup> Queensland supreme and district courts data for the number of originating criminal lodgments are based on a count of the number of defendants who had an indictment presented in the financial year — it is not a count of the number of defendants committed to the supreme/district courts for trial or sentencing. <sup>c</sup> Appeals are not heard in the district courts in WA or SA, instead they are referred to the supreme courts in these states. <sup>d</sup> In NSW, due to data limitations, lodgments and finalisations for 2008-09 were partly estimated based on the 12 month period from March 2008 to February 2009 (the most recent 12 month period available for the range of data involved). Figures will be updated when actual data become available. <sup>e</sup> Data for the electronic infringement and enforcement systems exclude unpaid court fines. .. Not applicable.

Source: Australian, State and Territory court administration authorities and departments (unpublished); tables 7A.1, 7A.5, and 7A.21.

**Table 7.16 Clearance indicator — all civil matters, 2008-09<sup>a</sup>**

	<i>unit</i>	<i>NSW</i>	<i>Vic</i>	<i>Qld</i>	<i>WA</i>	<i>SA</i>	<i>Tas</i>	<i>ACT</i>	<i>NT</i>	<i>Aust courts</i>
<b>Supreme/Federal — appeal</b>										
Lodgments	'000	0.71	0.42	0.27	0.15	0.13	0.08	0.04	0.10	0.87
Finalisations	'000	0.88	0.38	0.25	0.16	0.12	0.09	0.06	0.12	0.93
<i>Clearance rate</i>	%	124.2	90.9	93.3	109.5	93.7	116.3	142.5	127.4	106.5
<b>Supreme (excl probate)/Federal — non-appeal<sup>b</sup></b>										
Lodgments	'000	13.48	6.69	7.17	3.00	1.40	1.01	1.17	0.21	7.71
Finalisations	'000	14.00	7.93	6.27	2.58	1.37	0.98	1.07	0.20	7.85
<i>Clearance rate</i>	%	103.8	118.5	87.5	85.9	98.1	97.3	91.5	96.7	101.8
<b>District/County — appeal</b>										
Lodgments	'000	0.19	0.13	0.11	0.08	0.04	..	..	..	..
Finalisations	'000	0.12	0.12	0.15	0.08	0.03	..	..	..	..
<i>Clearance rate</i>	%	64.6	94.5	132.7	101.2	75.0	..	..	..	..
<b>District/County — non-appeal</b>										
Lodgments	'000	9.05	6.11	4.94	3.88	2.87	..	..	..	..
Finalisations	'000	8.51	5.56	5.16	4.16	2.71	..	..	..	..
<i>Clearance rate</i>	%	94.1	91.0	104.4	107.3	94.2	..	..	..	..
<b>Magistrates<sup>c, d</sup></b>										
Lodgments	'000	187.53	175.45	82.58	52.58	27.22	10.07	4.45	6.03	..
Finalisations	'000	171.10	174.47	82.34	46.35	27.09	9.99	5.54	5.29	..
<i>Clearance rate</i>	%	91.2	99.4	99.7	88.2	99.5	99.1	124.6	87.8	..
<b>Children's<sup>d, e, f</sup></b>										
Lodgments	'000	8.67	4.94	4.08	1.61	1.11	0.48	0.15	0.24	..
Finalisations	'000	7.47	4.50	4.16	1.47	1.14	0.34	0.13	0.23	..
<i>Clearance rate</i>	%	86.1	91.1	102.0	91.5	103.2	70.5	87.0	95.4	..
<b>Family — appeal</b>										
Lodgments	'000	..	..	..	0.02	..	..	..	..	0.38
Finalisations	'000	..	..	..	0.03	..	..	..	..	0.36
<i>Clearance rate</i>	%	..	..	..	108.3	..	..	..	..	95.0
<b>Family — non-appeal</b>										
Lodgments	'000	..	..	..	14.11	..	..	..	..	18.63
Finalisations	'000	..	..	..	12.85	..	..	..	..	19.79
<i>Clearance rate</i>	%	..	..	..	91.0	..	..	..	..	106.2
<b>Federal Magistrates</b>										
Lodgments	'000	..	..	..	..	..	..	..	..	85.98
Finalisations	'000	..	..	..	..	..	..	..	..	85.95
<i>Clearance rate</i>	%	..	..	..	..	..	..	..	..	100.0
<b>Coroners'</b>										
Lodgments	'000	6.66	6.52	3.75	1.77	2.01	0.56	1.50	0.32	..
Finalisations	'000	6.57	3.98	3.66	1.74	2.01	0.50	1.49	0.25	..
<i>Clearance rate</i>	%	98.5	61.0	97.7	98.2	100.0	89.6	99.4	78.3	..

<sup>a</sup> Clearance indicator results are derived from finalisation and lodgment data presented in tables 7A.2 and 7A.6. <sup>b</sup> The clearance rate in WA Supreme Court non-appeal matters was unusually low in 2008-09 due to an increase in lodgments of more than 50 per cent over the year. Although finalisations also increased over the year, they did not increase at the same rate as lodgments, hence the unusually low clearance rate. <sup>c</sup> Victorian Magistrates' Court civil data include a proportion of lodgments and finalisations from VCAT. <sup>d</sup> In NSW, due to data limitations, lodgments and finalisations for 2008-09 were partly estimated based on the 12 month period from March 2008 to February 2009 (the most recent 12 month period available for the range of data involved). Figures will be updated when actual data become available. <sup>e</sup> NSW lodgment data for children in the civil court is based on a count of each child listed in all new applications for care and protection, not just the originating application. <sup>f</sup> Queensland children's courts data for civil cases are based on a count of cases, not the number of children involved in the care and protection case. .. Not applicable.

Source: Australian, State and Territory court administration authorities and departments (unpublished); tables 7A.2, 7A.6 and 7A.22.

## All matters

Table 7.17 contains clearance indicator results for all court matters (both criminal and civil) in 2008-09, and combines appeal and non-appeal matters.

**Table 7.17 Clearance indicator — all matters, 2008-09 (per cent)<sup>a</sup>**

	NSW	Vic	Qld	WA	SA	Tas	ACT	NT	Aust courts
<b>Supreme/Federal</b>									
Criminal	111.0	111.8	101.2	99.5	100.0	98.3	86.1	89.5	..
Civil <sup>b</sup>	104.9	116.9	87.7	87.0	97.7	98.7	93.2	106.2	102.2
<i>Total</i>	<i>105.1</i>	<i>116.4</i>	<i>90.4</i>	<i>88.9</i>	<i>98.1</i>	<i>98.5</i>	<i>91.4</i>	<i>96.4</i>	<i>102.2</i>
<b>District/county</b>									
Criminal	99.3	96.8	100.3	126.9	85.2	..	..	..	..
Civil	93.5	91.1	105.0	107.2	94.0	..	..	..	..
<i>Total</i>	<i>96.7</i>	<i>93.5</i>	<i>102.3</i>	<i>114.4</i>	<i>90.3</i>	<i>..</i>	<i>..</i>	<i>..</i>	<i>..</i>
<b>Magistrates<sup>c</sup></b>									
Criminal	100.2	103.3	100.5	103.1	101.6	125.1	100.3	96.1	..
Civil <sup>d</sup>	91.2	99.4	99.7	88.2	99.5	99.1	124.6	87.8	..
<i>Total</i>	<i>95.7</i>	<i>101.3</i>	<i>100.3</i>	<i>98.4</i>	<i>101.0</i>	<i>117.0</i>	<i>110.9</i>	<i>93.5</i>	<i>..</i>
<b>Children's<sup>c</sup></b>									
Criminal	101.5	105.8	103.5	100.4	101.2	90.8	87.2	97.6	..
Civil <sup>e, f</sup>	86.1	91.1	102.0	91.5	103.2	70.5	87.0	95.4	..
<i>Total</i>	<i>95.9</i>	<i>101.8</i>	<i>103.1</i>	<i>99.3</i>	<i>101.5</i>	<i>87.2</i>	<i>87.2</i>	<i>97.2</i>	<i>..</i>
<b>E– infringement and enforcement systems<sup>g</sup></b>	..	81.2	90.8	88.6	102.6	..	..	..	..
<b>Family courts</b>	..	..	..	91.1	..	..	..	..	106.0
<b>Federal Magistrates</b>	..	..	..	..	..	..	..	..	100.0
<b>Coroners' courts</b>	98.5	61.0	97.7	98.2	100.0	89.6	99.4	78.3	..

<sup>a</sup> Clearance indicator results are derived from finalisation and lodgment data presented in tables 7A.1-2 and 7A.5-6. <sup>b</sup> Supreme courts data exclude probate matters. <sup>c</sup> In NSW, due to data limitations, lodgments and finalisations for 2008-09 were partly estimated based on the 12 month period from March 2008 to February 2009 (the most recent 12 month period available for the range of data involved). Figures will be updated when actual data become available. <sup>d</sup> Victorian Magistrates' Court civil data include a proportion of hearings from VCAT. <sup>e</sup> NSW lodgment data for children in the civil court are based on a count of each child listed in all new applications for care and protection, not just the originating application. <sup>f</sup> Queensland children's courts data for civil cases are based on a count of cases, not the number of children involved in the care and protection case. <sup>g</sup> The clearance rate relates to processing of unpaid infringement notices only (unpaid court fines are excluded). .. Not applicable.

Source: Australian, State and Territory court administration authorities and departments (unpublished); tables 7A.1-2, 7A.5-6, and 7A.21-22.



---

### *Efficiency — cost per finalisation*

‘Cost per finalisation’ is a third indicator of governments’ achievement against the objective of providing court administration services in an efficient manner (box 7.14). Cost is taken as the total net recurrent annual expenditure, excluding payroll tax. Net expenditure refers to expenditure minus income (where income is derived from court fees and other revenue but excludes revenue from fines).

#### **Box 7.14 Cost per finalisation**

‘Cost per finalisation’ is measured by dividing the total net recurrent expenditure within each court for the financial year by the total number of finalisations for the same period. This indicator is not a measure of the actual cost per case.

The following points need to be considered in interpreting the cost per finalisation indicator results:

- some finalisations take only a short time and require few resources, whereas other finalisations may be resource intensive and involve complicated trials and interlocutory decisions
- cases in the civil jurisdiction that have not been acted upon in the last 12 months are counted (deemed) as finalised (although some jurisdictions are unable to comply with this deeming rule)
- expenditure data may include arbitrary allocation between criminal and civil jurisdictions
- net expenditure is calculated by deducting income (court fees) from total expenditure, noting that in some jurisdictions court fees are set by government rather than by court administrators
- a number of factors are beyond the control of jurisdictions, such as geographic dispersion, economies of scale and socioeconomic factors
- efficiency results need to be viewed in light of the performance indicator framework as a whole, because there can be trade-offs between efficiency on the one hand and equity, effectiveness and quality, on the other.

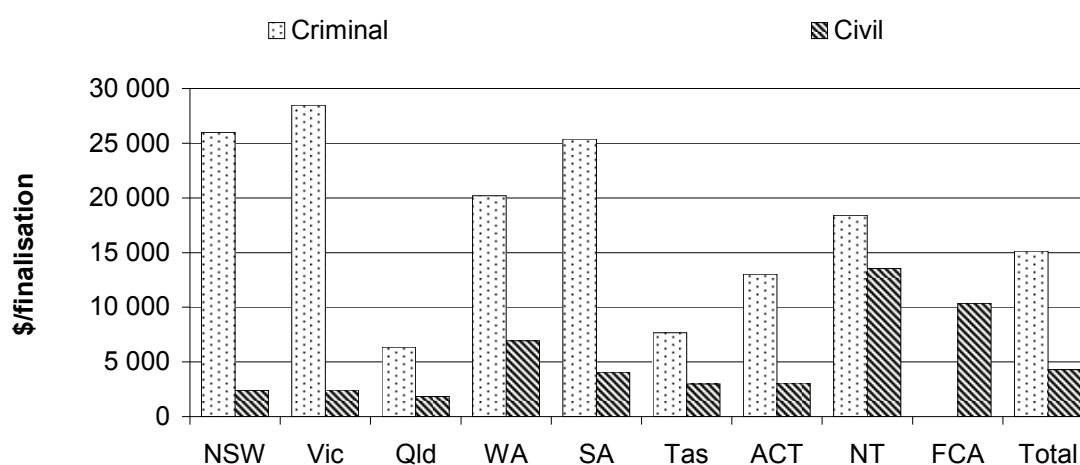
Data reported for this indicator are not directly comparable.

In general, the net recurrent expenditure per finalisation results for civil courts will be lower than criminal courts, because, with the exception of electronic infringement and enforcements systems, relatively little income is generated by the criminal court system (table 7A.11). Civil court fee structures can also impact on cost per finalisation results (table 7A.15).

*Net expenditure per finalisation for the supreme courts and the Federal Court of Australia*

Nationally, in 2008-09, total net expenditure per finalisation in the criminal jurisdiction of supreme courts was around three times greater than the total net expenditure per finalisation for the civil jurisdiction, including the Federal Court — the Federal Court has no criminal jurisdiction (figure 7.4).

**Figure 7.4 Net recurrent expenditure per finalisation, supreme courts and the Federal Court of Australia, 2008-09<sup>a, b, c, d</sup>**



<sup>a</sup> Excludes payroll tax. <sup>b</sup> Supreme courts data for the civil jurisdiction exclude uncontested probate matters. <sup>c</sup> The Federal Court does not operate in the criminal jurisdiction. <sup>d</sup> The method used to calculate expenses in relation to the Judicial Pension Scheme has been amended for 2008-09 data. For judicial officers on unfunded or partially funded superannuation schemes, expenses are deemed to be 40 per cent of the total applicable salary cost. Some judges in Tasmania are in fully funded superannuation schemes.

Source: State and Territory court administration authorities and departments and the Federal Court of Australia (unpublished); tables 7A.23–24.

Tasmania, the ACT and the NT have a broader range of matters that are heard in their supreme courts as none of these jurisdictions have district/county courts. The difference in scope of supreme court work (box 7.1) should be considered when making comparisons between states and territories.

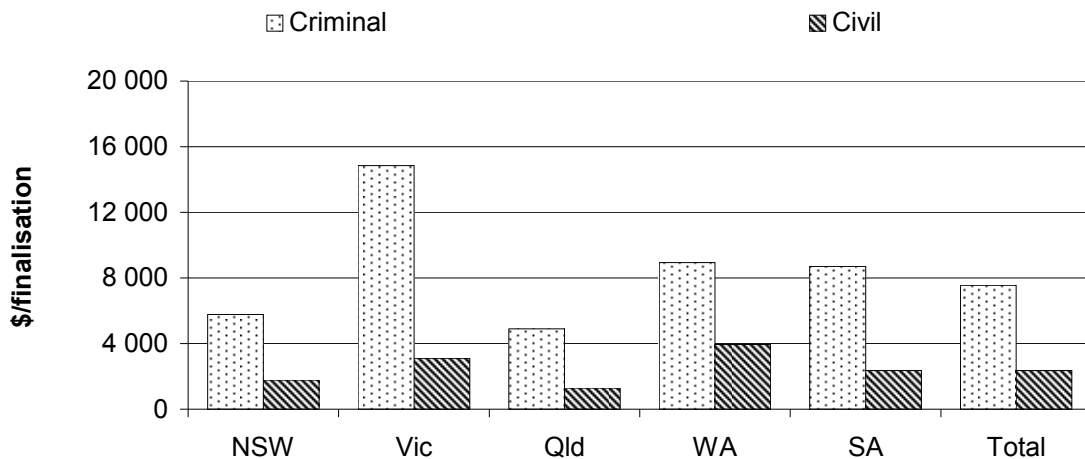
---

*Net expenditure per finalisation for district/county courts*

In 2008-09, total net expenditure per finalisation in the criminal jurisdiction of district/county courts was three times that in the civil jurisdiction (figure 7.5). This trend was similar across all states and territories, and is consistent over time (tables 7A.23–24).

Tasmania, the ACT, the NT and the Australian Government do not operate district/county courts.

**Figure 7.5 Net recurrent expenditure per finalisation, district/county courts, 2008-09<sup>a, b, c, d</sup>**



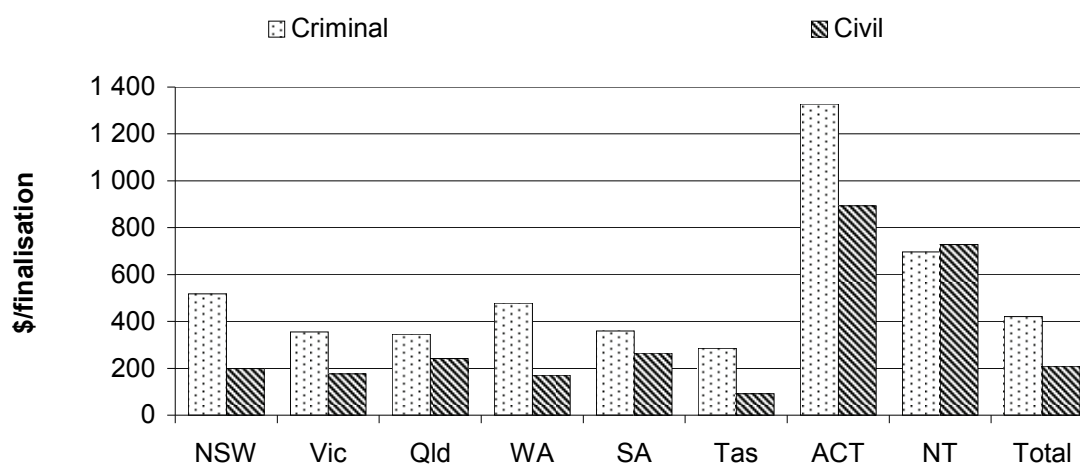
<sup>a</sup> Excludes payroll tax. <sup>b</sup> In Queensland, some children's courts criminal matters are heard in the District Court but in this Report are included with children's courts data. <sup>c</sup> The method used to calculate expenses in relation to the Judicial Pension Scheme has been amended for 2008-09 data. For judicial officers on unfunded or partially funded superannuation schemes, expenses are deemed to be 40 per cent of the total applicable salary cost. Some judges in Tasmania are in fully funded superannuation schemes. <sup>d</sup> WA costs relating to interest expense under the Public Private Partnership for the District Court Building have not been included in recurrent expenditure. Costs relating to the amortisation of the building lease have been included as part of the asset valuation.

Source: State and Territory court administration authorities and departments (unpublished); tables 7A.23-24.

*Net expenditure per finalisation for magistrates' courts (including children's courts)*

Nationally for magistrates' courts, net expenditure per criminal finalisation was greater than net expenditure per civil finalisation. This was also the case across most of the states and territories (figure 7.6).

**Figure 7.6 Net recurrent expenditure per finalisation, total magistrates' courts (including magistrates' and children's courts), 2008-09<sup>a, b, c, d, e, f</sup>**



<sup>a</sup> Excludes payroll tax. <sup>b</sup> Victorian Magistrates' Court civil data include a proportion of expenditure and finalisations from VCAT. <sup>c</sup> In Queensland, some children's courts criminal matters are heard in the District Court but in this Report are included with children's courts data. <sup>d</sup> Queensland children's courts data for civil cases are based on a count of cases, not the number of children involved in each care and protection case. <sup>e</sup> In NSW, due to data limitations, finalisations for 2008-09 were partly estimated based on the 12 month period from March 2008 to February 2009 (the most recent 12 month period available for the range of data involved). Figures will be updated when actual data become available. <sup>f</sup> In WA, costs relating to interest expense under the Public Private Partnership for the Fremantle Justice Complex have not been included in recurrent expenditure. Costs relating to the amortisation of the building lease have been included as part of the asset valuation.

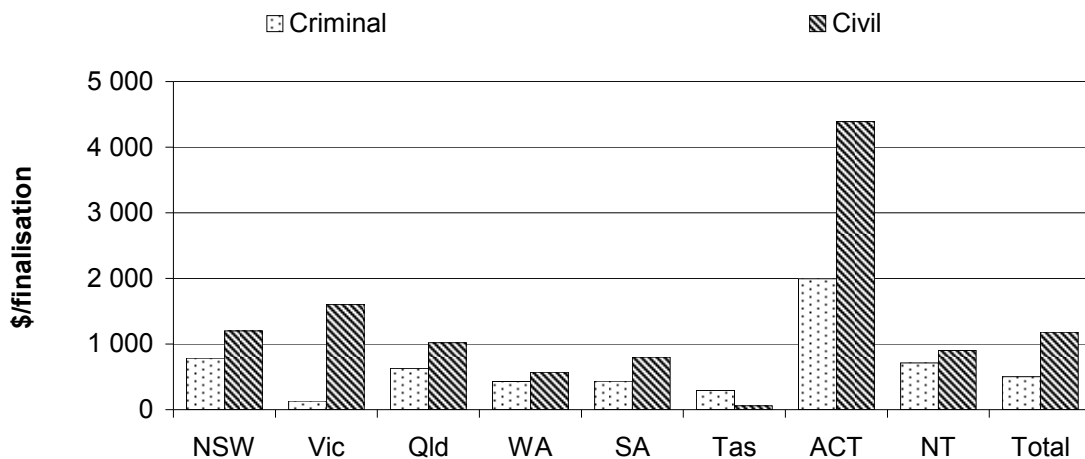
Source: State and Territory court administration authorities and departments (unpublished); tables 7A.23-24.

### Net expenditure per finalisation for children's courts

Net expenditure per finalisation for children's courts varies across states and territories, particularly for civil matters, but also for criminal matters (figure 7.7). The majority of matters heard in the civil jurisdiction of children's courts are care and protection orders. However, some jurisdictions will also hear matters such as applications for intervention orders. In Tasmania, child protection matters are lodged in the criminal registry as urgent.

Nationally, and in most states and territories, net recurrent expenditure per finalisation is higher in the civil jurisdiction.

**Figure 7.7 Net recurrent expenditure per finalisation, children's courts, 2008-09<sup>a, b, c, d, e</sup>**



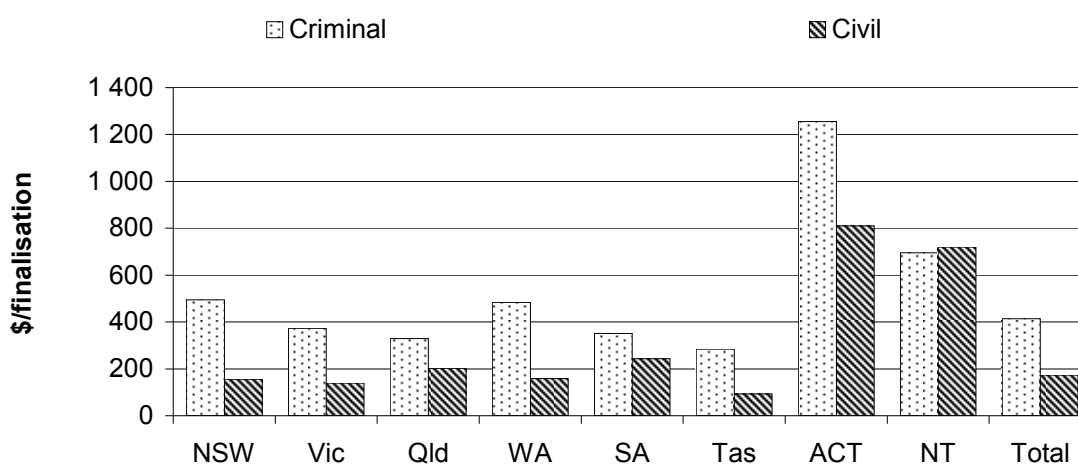
<sup>a</sup> Excludes payroll tax. <sup>b</sup> In Victoria, children's criminal cases that are not heard in the Melbourne Children's Court are heard in the magistrates' court in regional areas. The expenditure related to those cases cannot be separately identified, and is included with the expenditure for the magistrates' court. However, the quantity of those cases is known, and the finalisations are included with children's court data. <sup>c</sup> In Queensland some children's courts criminal matters are heard in district courts — but for reporting purposes have been included with the children's courts. <sup>d</sup> Queensland children's courts data for civil cases are based on a count of cases, not the number of children involved in the care and protection case. <sup>e</sup> In NSW, due to data limitations, finalisations for 2008-09 were partly estimated based on the 12 month period from March 2008 to February 2009 (the most recent 12 month period available for the range of data involved). Figures will be updated when actual data become available.

Source: State and Territory court administration authorities and departments (unpublished); tables 7A.23-24.

*Net expenditure per finalisation for magistrates' courts only*

Net expenditure per criminal and civil finalisation for magistrates' courts only, excluding children's courts and electronic infringement and enforcement systems, is presented in figure 7.8. Nationally, and in most states and territories, net recurrent expenditure per finalisation is higher in the criminal jurisdiction.

**Figure 7.8 Net recurrent expenditure per finalisation, magistrates' courts only (excluding children's courts), 2008-09<sup>a, b, c, d, e</sup>**



<sup>a</sup> Excludes payroll tax. <sup>b</sup> In Victoria, children's criminal cases that are not heard in the Melbourne Children's Court are heard in the magistrates' court in regional areas. The expenditure related to those cases cannot be separately identified, and is included with the expenditure for the magistrates' court. However, the quantity of those cases is known, and the finalisations are included with children's court data. <sup>c</sup> Victorian Magistrates' Court civil data include a proportion of expenditure and finalisations from VCAT. <sup>d</sup> In NSW, due to data limitations, finalisations for 2008-09 were partly estimated based on the 12 month period from March 2008 to February 2009 (the most recent 12 month period available for the range of data involved). Figures will be updated when actual data become available. <sup>e</sup> In WA, costs relating to interest expense under the Public Private Partnership for the Fremantle Justice Complex have not been included in recurrent expenditure. Costs relating to the amortisation of the building lease have been included as part of the asset valuation.

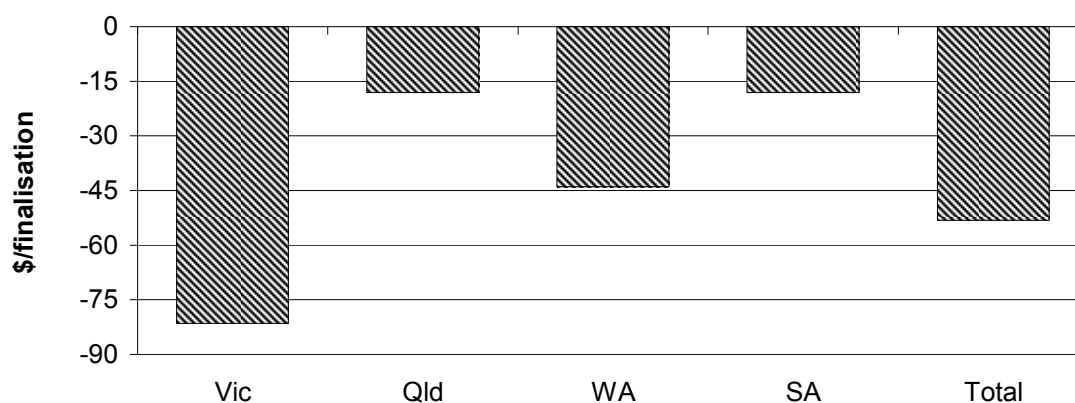
Source: State and Territory court administration departments (unpublished); tables 7A.23-24.

---

*Net expenditure per finalisation for electronic infringement and enforcement systems*

All electronic infringement and enforcement systems in 2008-09 had income (excluding fines) that outweighed any associated expenditure (figure 7.9).

**Figure 7.9 Net recurrent expenditure per finalisation, electronic infringement and enforcement systems, 2008-09<sup>a, b</sup>**



<sup>a</sup> Excludes payroll tax. <sup>b</sup> Electronic infringement and enforcement systems (infringement and expiated offence processing systems that have the status of a court) operate only in Victoria, Queensland, WA and SA. Other states and territories may operate similar bodies that do not operate under the auspices of a court.

Source: State and Territory court administration authorities and departments (unpublished); table 7A.23.

The analysis of magistrates' courts efficiency in figures 7.6 and 7.8 excludes electronic infringement and enforcement systems expenditure and finalisations. Box 7.15 shows the impact of including electronic infringement and enforcement systems within the efficiency results of the magistrates' courts.

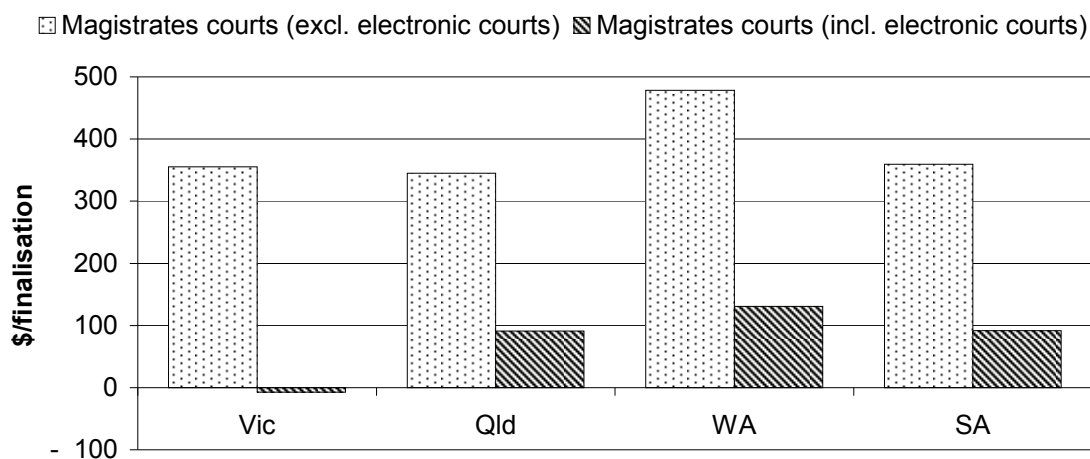
**Box 7.15 The impact of the electronic infringement and enforcement systems on the cost per criminal finalisation for magistrates' courts**

All State, Territory and Australian governments operate tribunals and specialist jurisdiction courts, partly to reduce the workload on courts such as magistrates' courts.

Electronic infringement and enforcement systems — which are infringement and offence processing systems that have the status of a court and deal with matters such as unpaid infringement notices for minor traffic offences — can also reduce the workload on magistrates' courts.

Electronic infringement and enforcement systems, as defined above, currently operate only in Victoria, Queensland, WA and SA. The figure in this box shows the impact that including electronic infringement and enforcement systems data for these jurisdictions would have on the magistrates' courts (including children's courts) efficiency results reported in figure 7.6.

The impact is a reduction in net recurrent expenditure per criminal finalisation for magistrates' courts in all four jurisdictions (assuming all of the matters processed by the electronic infringement and enforcement systems would otherwise have been dealt with in the magistrates' courts). The magnitude of the reductions under this assumption is shown in the figure below and table 7A.23. In Victoria the result is net income of \$8 per finalisation.



Source: State and Territory court administration authorities and departments (unpublished); table 7A.23.

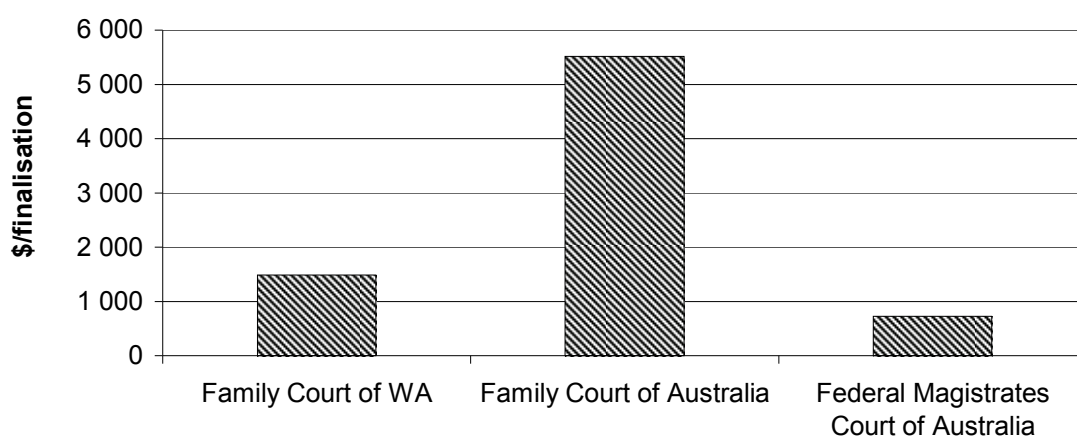
Although NSW, Tasmania, the ACT and the NT do not operate electronic infringement and enforcement systems that fall under the jurisdiction of magistrates' courts, they have bodies (such as the NSW State Debt Recovery Office, the Monetary Penalties Enforcement Service in Tasmania, the Motor Vehicle Registry in the ACT, and the Fines Recovery Unit in the NT) that process unpaid infringement notices and may have a similar impact in reducing the workload of their magistrates' courts.



*Net expenditure per finalisation for family courts and the Federal Magistrates Court of Australia*

The Family Court of Australia, Family Court of WA and the Federal Magistrates Court are responsible for determining matters related to family law and child support, but each court has a different focus, breadth and complexity of work, which contribute to the differences in net recurrent expenditure per finalisation results presented in figure 7.10. For example, the Family Court of WA differs from the Family Court of Australia in that it has jurisdiction to deal with financial matters between parties that were in a de facto relationship.

**Figure 7.10 Net recurrent expenditure per finalisation, family courts and the Federal Magistrates Court of Australia, 2008-09<sup>a, b</sup>**



<sup>a</sup> Expenditure per finalisation for the Federal Magistrates Court is based on the total net expenditure and all finalisations for that court; it does not isolate family law work from general federal law work and is therefore not strictly comparable with the results for either the Family Court of Australia or the Family Court of WA. Some bankruptcy and immigration matters filed with the Federal Magistrates Court are delegated to be dealt with by Federal Court registrars. The Federal Magistrates Court fully funds the Federal Court, through cash payments, to undertake this work on its behalf. Those matters finalised by the Federal Court registrars are appropriately counted as part of the Federal Magistrates Court matters as they form part of the Federal Magistrates Court's filings and expenditure and therefore contribute to the cost per finalisation. <sup>b</sup> The Family Court of Australia expenditure figures have been discounted (estimated) for resources and services (work of Court staff and accommodation) provided free of charge to the Federal Magistrates Court in accordance with the Federal Magistrates Act 1999. In addition, the Family Court of Australia provides further shared services, including IT services, accommodation, work of Court staff and depreciation and amortisation that are currently not quantified and as such no additional discount could be applied. This will cause an overestimate for the Family Court of Australia data (and an underestimate for the Federal Magistrates Court).

Source: Australian and state court administration authorities and departments (unpublished); table 7A.24.

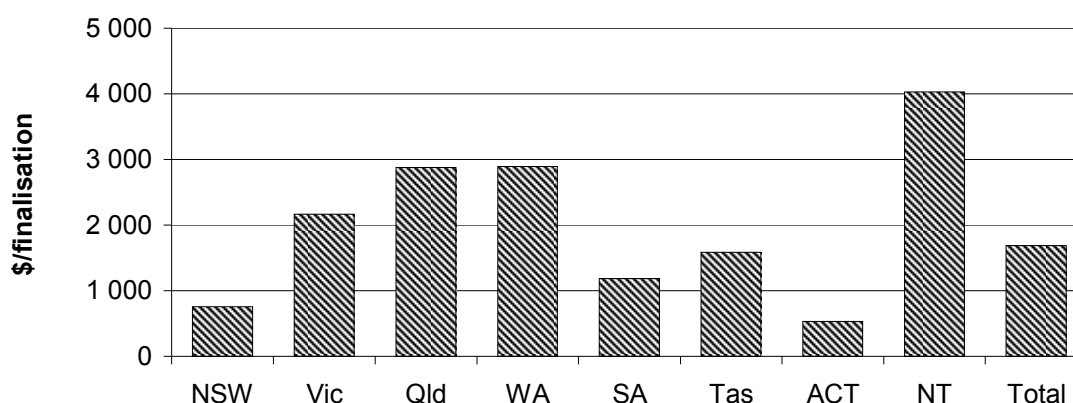
The establishment of the Federal Magistrates Court in 2000 has had implications for the finalisations and expenditure reported for the Family Court of Australia, because the Federal Magistrates Court now deals with some of the matters previously managed by the Family Court of Australia. For example, before the establishment

of the Federal Magistrates Court, all divorce applications (other than those lodged in the Family Court of WA) were lodged in the Family Court of Australia; now (aside from those lodged in the Family Court of WA) almost all divorce applications are lodged in the Federal Magistrates Court. In general federal law, the Federal Magistrates Court also deals with the less complex administrative law, bankruptcy law, discrimination, workplace relations and consumer protection law matters that were previously dealt with in the Federal Court of Australia.

### *Net expenditure per reported death and fire for coroners' courts*

Nationally, expenditure per reported death and fire in coroners' courts (excluding costs associated with autopsy, forensic science, pathology tests and body conveyancing fees) was approximately \$1690 in 2008-09 (figure 7.11).

**Figure 7.11 Net recurrent expenditure per finalisation, coroners' courts, 2008-09<sup>a, b, c, d</sup>**



<sup>a</sup> Excludes payroll tax. <sup>b</sup> Data for NSW, Victoria and the ACT include reported fires. <sup>c</sup> Expenditure data for the Queensland Coroners Court and the Victorian Coroners Court include the full costs of government assisted burials/cremations, legal fees incurred in briefing counsel assisting for inquests and costs of preparing matters for inquest, including the costs of obtaining independent expert reports. <sup>d</sup> Excludes expenditure for autopsy, forensic science, pathology tests and body conveyancing fees.

Source: State and Territory court administration authorities and departments (unpublished); table 7A.24.

As there are differences across jurisdictions in the way that autopsy and chemical analysis costs are managed, their inclusion in recurrent expenditure can lead to large variations in the net expenditure reported per finalisation. To improve consistency, these costs are excluded from net recurrent expenditure for coroners' courts in this Report. These costs are separately identified in Table 7A.10.

---

Data for NSW, Victoria, Tasmania and the ACT in 2007-08 include fires reported to the coroner. Fires are not reported to the coroner in other jurisdictions. Care needs to be taken when making comparisons across the states and territories.

## **Outcomes**

Outcomes are the impact of services on the status of an individual or group (while outputs are the actual services delivered) (see chapter 1, section 1.5).

No outcome indicators for court administration are currently reported. It is noted, however, that the activities of court administrators lead to broader outcomes within the overall justice system that are not readily addressed in this service-specific chapter. The Steering Committee has identified outcome indicators as an important element of the performance indicator framework to develop for future reports.

## **7.4 Future directions in performance reporting**

### **Improving data quality**

Differences across states and territories in the jurisdiction of courts, and in the allocation of cases between courts, affect the comparability of equity, efficiency and effectiveness data. The different methods undertaken to collect the data can also have an impact on data consistency and quality.

The Review, through the Court Administration Working Group (CAWG) and the Courts Practitioner Group (CPG), seeks to continuously improve data quality. Some of the activities and processes by which this is done include:

- assessing and implementing recommendations associated with the *ABS Courts Administration Data Collection National Report* on lodgments and finalisations
- clearly defining issues pertaining to the scope of the data collection and reporting within the chapter
- assessing the most appropriate way in which to collect and publish data
- amending data definitions
- improving data verification and data quality.

At a broader level, the CAWG is monitoring studies by the Australasian Institute of Judicial Administration (AIJA) of the quality and performance of court systems worldwide. The AIJA is a research and educational institute funded by the Standing

---

Committee of Attorneys-General and also from subscription income from its membership. An AIJA seminar was held in July 2009, attended by Chief Justices, other members of the judiciary, and court administrators, to discuss the Court Administration chapter and ways in which performance indicators might be improved. A working group has been established by AIJA to investigate how performance indicators might be made more relevant and informative. At a Court Quality Forum in 2008 an *International Framework of Court Excellence* (AIJA 2008) was discussed. The Framework identified a set of values, concepts and tools with which an individual court can assess the quality of justice and court administration it delivers. The CAWG is currently considering how this framework might be adapted for this chapter.

### **Proposed restructure of federal courts**

On 5 May 2009 the Australian Government Attorney-General announced a proposal to restructure federal courts to more effectively deliver legal and justice services to the community. If a restructure occurs there may be an impact on the future performance reporting for federal courts in this chapter.

## **7.5 Jurisdictions' comments**

This section provides comments from each jurisdiction on the services covered in this chapter.

---

## **New South Wales Government comments**

“

NSW continues to improve performance. The NSW Supreme Court has almost halved its non-appeal criminal backlog, the District Court reduced its non-appeal criminal backlog for the fourth year in a row, and the Children’s Court now has a criminal backlog of 8.9 per cent, compared to the standard of 10 per cent. NSW courts also continue to improve efficiency, with the real net cost per finalisation falling for the NSW Supreme, District, Local (Magistrate’s) and Children’s Courts. This measure has been falling in NSW courts for the past 3 to 4 years.

The introduction of the JusticeLink case management system, which was implemented in criminal jurisdictions of the NSW courts in 2009, has driven procedure improvement, resulting in the 700 forms previously required in the criminal jurisdiction and 240 required in civil reducing to fewer than 100 forms in each. New transformational work practices will be introduced as JusticeLink and related eServices are further implemented in other jurisdictions, resulting in a more efficient and accessible justice system.

The promotion of alternative dispute resolution was consolidated with the creation of an ADR Directorate. Its role is to coordinate, manage and drive ADR policy, strategy and growth across the NSW civil justice system, including the implementation of proposals in a new ADR Blueprint Discussion Paper. ADR is already a significant component of all NSW courts and tribunals, and this greater focus has significant implications for the resolution of civil disputes.

Video conferencing continues to grow, with 227 units in sites across NSW. These are used for taking evidence from expert witnesses and others at locations remote from the court, for people in custody to communicate with their lawyers and most significantly for bail applications. Over 50 000 sessions are now being conducted per year, saving the taxpayer about \$10 million annually.

The Children’s Court has successfully implemented a major restructure, and appointed a new President. The court is currently taking steps to further improve the safety of children, following recommendations of the Special Commission of Inquiry into Child Protection Services in NSW. Proposals relating to changes to practice and procedure, data collection and publication, increased use of ADR, and qualifications for children’s registrars are being progressively implemented.

Improvements have also been made in the NSW Coroner’s Court, focusing on: support and assistance for families; communication through print, web and in person; more clearly defined roles between partner agencies; and the registry’s operational structure and governance.

Management of juries has improved significantly, with the redistribution of jury districts to allow for increased reliability and efficiency, an improved telephone system to better manage jury calls and enquiries, and simple, plain language brochures and correspondence.

NSW is committed to identifying further areas for improvement, and continuing to innovate to meet the changing needs of its clients.

”

---

## Victorian Government comments

- “
- The Supreme Court Trial Division figures published this year demonstrate that the efficiency and productivity improvements implemented in previous years are reducing the backlog numbers, reducing the volume of matters pending, increasing clearances and reducing the volume of years of work on hand. These results arise from a number of factors, including expanded judicial management of cases in all areas together with the use of court-wide audits to increase the timeliness of disposals (finalisations). The Court also continues to meet growth in demand and complexity by introducing new initiatives such as docketing, continued use of mediations by Associate Judges, growth of the role and jurisdiction of Associate Judges and expansion of the Supreme Court's specialist list system of managing litigation. The Court has introduced noteworthy innovations such as the Judicial Review List, the Technology, Engineering and Construction List and the Commercial Court. The increase in delays in criminal appeals arises from the increased listing of criminal trials in the County Court followed by appeals. The hearing of civil appeals is being affected by increased volume of criminal appeals and High Court decisions in serious injury civil appeals. A number of reforms are being introduced to reduce delays.
  - The County Court has improved its efficiency this year (103 per cent clearance rate) in its criminal jurisdiction and reduced cases pending. Clearance rates for sexual offence cases (which constitute almost half of all trials) have increased to 104 per cent from 78 per cent 3 years ago. This large improvement reflects the priority of sexual offence cases by the Court due to the sexual assault legislative reforms in Victoria, which mandates timelines for the conduct of sexual assault cases involving children and adults with cognitive impairment. The reforms have been highly successful in providing a more positive and timely court-based response to witnesses in sex offence cases, however unintended consequences have resulted. The number of sexual offence trials proceeding to verdict has doubled since the previous year. The County Court continues to focus on addressing delays in the criminal list with a number of initiatives having been implemented that have improved the productivity of the County Court including changes coming out of a Circuit Review aimed at addressing the backlog in circuit locations.
  - The Magistrates' Court of Victoria continues to develop its highly innovative therapeutic justice initiatives including the Courts Integrated Services Program, specialist Family Violence Courts, Diversion, Drug Court and Koori Court programs. The Court's clearance rate in criminal matters has reached its highest level in an environment where the Court has also experienced its highest increase in lodgements. Technical difficulties mean that the criminal and civil pending figures do not accurately reflect the true pending rate. Further improvements in finalisations are expected as the Court progressively reviews and enhances its case management and listing practices but this will be affected by the sustained growth in criminal list workload the Court has experienced over several years which is likely to continue.
- ”

---

## Queensland Government comments

“ During 2008-09 the Queensland Courts continued to build a safe, just and supportive community through an open and accessible justice system.

- The Honourable Martin Moynihan AO QC, former Senior Judge Administrator of the Supreme Court of Queensland, was appointed to conduct a review and report on the working of Queensland Courts in the civil and criminal jurisdictions. The review will aim to streamline the operations of the court system and make more effective use of public resources.
  - Preliminary work commenced on the Queensland Civil and Administrative Tribunal (QCAT). From 1 December 2009, more than 20 existing bodies and tribunals will amalgamate into a single authority known as QCAT. This will enhance the efficiency and transparency of decision making and establish more accessible, convenient and efficient tribunal services for the community and business.
  - The accessCourts initiative in the Supreme and District Courts at Brisbane continues to develop. In April 2009, the program was expanded to a trial that provides support and referral services to prisoners who are released directly into the court from remand.
  - An eTrials pilot was conducted in the Supreme and District Courts. This initiative provided an online technology solution to manage documentation electronically during trials. Legal practitioners, litigants and judges involved in these trials consistently reported that eTrials was easy to use and generated real time and cost savings. An independent assessment by Associate Professor Cheryl Jackson of the Queensland University of Technology identified a reduction in trial times of up to 20 per cent.
  - The year has seen a substantial increase in the workload of the registries. In the Supreme Court, civil filings increased by approximately 30 per cent compared to 2007-08 and overall. Queensland Courts experienced an increase of 5.5 per cent in the number of civil lodgements. On analysis, the increase appears to have been driven by the global financial crisis. To manage the challenge of the increased workload, the registries invested considerable time and effort in providing additional staff training and reviews of business processes.
  - The Murri Court now operates in 14 locations across Queensland. This is the highest number of Indigenous Courts in any Australian state. Consultation has started with nine additional communities that have indicated initial interest in commencing Murri Court sittings at the Magistrates Courts in their communities.
  - The State Penalties Enforcement Registry (SPER) continued work on redeveloping the Instalment Plan process. SPER anticipates that this project will increase the number of debtors on instalment plans and lead to more efficient collection of debts by SPER and, ultimately, lower costs of compliance to the Government and community.
- ”

---

## Western Australian Government comments

“ In 2008-09, Western Australian courts continued to improve the delivery of service, further expand e-business solutions, technological facilities and provide efficient State-wide services:

- In the Supreme Court, criminal, civil and appeal case management initiatives introduced by the court over the past 2 years have resulted in a reduction in the time to trial and hearing of appeals with a corresponding reduction in the backlog of cases and appeals to be heard.
- The full year effect of the District Court criminal listings project has resulted in a significant reduction in that court's criminal trial delay, which included diverting Judges from non-trial work to trial work, the introduction of earlier case management milestones, and the introduction of a weekly listing cycle instead of a monthly listing cycle. Throughout the year, the District Court focussed resources on older civil cases which has reduced the number of cases on hand older than 12 months.
- Family Court experienced an increase in applications for parenting orders, notwithstanding the introduction of changed legislative requirements. The Family Court, Magistrates Court and other agencies agreed on information sharing for cases involving family violence to achieve safer outcomes for children and vulnerable people.
- A network of Family Violence Courts across the metropolitan area was completed in the second half of 2008 and continues to make a breakthrough in helping victims of family violence with 4073 victims assisted, almost double since reported last year.
- The Youth Justice project led by the President of the Children's court focuses on reducing detention and remands to achieve a coordinated and holistic approach to address young people offending behaviour. The Children's Court has also been working with the Department for Child Protection and the Legal Aid Commission to implement improved mediation processes in child protection matters.
- New and upgraded audio-visual systems and video-conferencing systems across all courts and remote court locations have assisted and reduced the need for physical transfer of prisoners for court appearances wherever practicable. This is part of the department's ongoing commitment to enhance the delivery of justice related services to regional and remote Indigenous communities.
- A dedicated website for victims of crime was launched in March 2009. Guided by a reference group for victims, the website identifies the range of advice, counselling and other services for victims and explains the criminal justice system, including police and court processes.

”



---

## South Australian Government comments

“

In 2008-09, the District Court experienced increased lodgements in a number of jurisdictions, particularly in the criminal jurisdiction. Of significance was the increase in the number of defendants committed for trial. Increased finalisations in the criminal jurisdiction have been overshadowed by the rise in lodgements.

A key Government Strategy for addressing criminal trial delay has been the recommissioning of two extra courtrooms in September 2009, and the appointment of two additional Judges.

Significant work has been undertaken in refining data entry and automating statistical collection, and analysis.

The Courts Administration Authority has pursued the use of Audio Visual Links in the courtroom, providing up-to-date equipment, operational guidelines and technical support for clients. Vulnerable witnesses and victims currently use this technology to conduct 'remote' appearances in court which can be recorded in accordance with the new statutory requirements under the Statutes Amendment (Evidence and Procedure) Act 2008.

The Courts are also dealing with a greater number of defendants by way of audio visual links. This is expected to continue as more institutions introduce video link facilities.

In November 2008 the Magistrates Court moved to a more accurate file numbering system where files transferred from one location to another are no longer being counted as new lodgements. This has reduced the number of criminal lodgements and finalisations reported in this period although the total workload entering the court is not likely to have reduced.

A modified committal process is being piloted in the Adelaide Magistrates Court. The modified case conferencing process began in the first week of April 2009. This is an intensive process which puts even more emphasis on ensuring that cases are ready for trial when they are lodged with the higher courts.

The number of hearings conducted by Special Justices has continued to increase.

In 2005, the Criminal Law Sentencing Act 1988 was amended to include section 9C, 'Sentencing of Aboriginal defendants'. This expands upon the Magistrate's Nunga Courts and allows any criminal court, with the defendant's consent, to convene an Aboriginal sentencing conference. In addition to the defendant, victims, elders and family members have an opportunity to participate in the Aboriginal sentencing conference. Requests for such conferences increased in 2008-09, with 11 cases referred to Aboriginal sentencing conferences, of which 10 were held in the District or Supreme Courts.

”

---

### **Tasmanian Government comments**

“

In 2008-09 the full impact of the implementation of the Monetary Penalties Enforcement Service (MPES) on the workload of the criminal jurisdiction of the Magistrates Court has become apparent in the figures reported in this Report. MPES processes unpaid infringement notice offences which were previously dealt with by the Magistrates' Court.

Lodgments have reduced by 64 per cent from around 62 000 per annum, between 2005 and 2007, to 22 431 in 2008-09. As a result the caseload of the Tasmanian Magistrates Court is now more broadly comparable with other jurisdictions.

Although these lodgments were significant in number they required a relatively small effort by the judicial officers of the Court to process per lodgment. Consequently, the expenditure per finalisation has increased significantly in the Criminal Division of the Magistrates Court.

There has been a consequential short term impact on the Court's backlog indicator which has deteriorated due to the effect of a significant number of older minor traffic matters remaining in the lists where defendants have failed to attend court.

Non-appearance of defendants in court is a significant contributor to court delays. In March 2009 the Magistrates Court, in conjunction with Tasmania Police, commenced sending SMS messages to defendants on bail reminding them of their next court appearance. This strategy has led to a significant improvement in the non-appearance rate in the Magistrates Court.

The impact of the changes to the process for dealing with defendants charged with indictable offences implemented in February 2008 has started to flow through in the 2008-09 figures. There has been a significant reduction in the time taken to commit defendants from the Magistrates Court to the Supreme Court. This has contributed to an increase in lodgments in the Supreme Court. The Court is keeping up with these increased lodgments, as shown by its first instance clearance rate of 99.7 per cent, and has dealt with this increase without any significant deterioration in its backlog indicator.

”

---

## Australian Capital Territory Government comments

“

The 2008-09 year saw a major change in jurisdiction in the ACT. On 2 February 2009 the ACT Civil and Administrative Tribunal (ACAT) commenced. ACAT consolidates many of the ACT tribunals into a single organisation and is now responsible for all small claims matters up to \$10 000.

This change is reflected in this Report for this year. All small claims matters were finalised in the Magistrates Court before their transfer to the ACAT improving the clearance rate for the civil jurisdiction in the Magistrates Court. The number of lodgements of civil matters in the Magistrates Court dropped after the beginning of February as all small claims matters were lodged with ACAT from that time. As a result the cost per finalisation rose markedly in the Magistrates Court as the number of matters was reduced overall while the fixed costs of the court stayed the same.

As a small jurisdiction the ACT is more likely to show greater fluctuation in results when there are changes in costs, lodgements and finalisations.

It is pleasing to note that there has been an improvement in 2008-09 in most indicators for ACT Courts with one exception being an increase in backlog in the Supreme Court. While criminal lodgements in the Supreme Court were steady and finalisations improved in 2008-09, the number of cases older than the benchmark of 12 months continued to increase. This is a result of the large increase in matters lodged in the Supreme Court in the previous reporting year. This situation is expected to improve in the coming year as the matters lodged in the 2007-08 year continue to move through the system.

Legislative changes in May 2009 increased the threshold for matters that must be dealt with summarily in the Magistrates Court. It is too early to tell if this change has reduced the number of criminal lodgements in the Supreme Court.

The workload of the ACT Supreme Court has been the subject of much debate during the reporting period. In order to address the issue the Attorney-General and Chief Justice have worked together to form a Supreme Court Working Party to consider issues impacting on the workload of the court. The working party is considering such issues as listing arrangements and possible legislative change and will report in December 2009.

In the coming year ACT Courts will continue to build on the initiatives of recent years which aim to improve the case management and operation of the courts. Work at the ACT Courts during the coming year will include:

- Continuing to work to introduce a courts excellence framework in the ACT.
- The commencement of the design phase for the new ACT Supreme Court Building.
- The commencement of the building phase of the ACT Forensic Medical Centre.
- Continued upgrade of the courts case management system.

”

---

### Northern Territory Government comments

- “
- Community Courts continued to expand under the Closing the Gap Generational Plan of Action. Community Courts have been held in 10 centres, including centres where they were held previously. Efforts are continuing to expand to some additional centres in the Katherine and Alice Springs regions.
  - Indigenous Court Liaison Officers were appointed in Alice Springs and Katherine to assist Indigenous participants, particularly in relation to family violence issues.
  - Referrals to the court diversion programs increased by 16 per cent from the previous year. The Alcohol Court's expansion into regional centres at Katherine, Tennant Creek and Nhulunbuy continues.
  - Negotiations were pursued with a range of government and non-government entities to improve facilities available for court use in remote centres.
  - A new Supreme Court website and a Court Diversion Programs database were developed to facilitate management and reporting while an instructional DVD for jurors was also produced.
  - Improvements and additions were made to court facilities:
    - Audio and video playback equipment was upgraded in Magistrates and Supreme Courts.
    - Two new court rooms were constructed at the Darwin Magistrates Court.
    - New offices were established at the Darwin Magistrates Court for the Domestic Violence Legal Service.
    - Additional interview space was constructed at the Katherine Court House.
    - Construction of three interview rooms commenced at the Tennant Creek Court House.
    - Court and Vulnerable Witness facilities were upgraded in Alice Springs. This included installing upgraded video conferencing equipment and starting construction of ablution facilities next to the vulnerable witness area.
    - Renovation of the in-custody interview room area commenced in Alice Springs to provide four interview rooms.
    - Jury room facilities were improved in Alice Springs.
- ”

---

## 7.6 Definitions of key terms and indicators

<b>Active pending population</b>	A lodgment that is yet to be finalised but is part of the active case management of court administrators.
<b>Average expenditure per civil case</b>	The total cost of the administrative services provided to civil matters, divided by the total number of civil files handled. Includes salaries, sheriff expenses, juror costs, accommodation costs, library services, information technology, departmental overheads and court operating expenses.
<b>Attendance indicator</b>	The average number of attendances for each finalisation in the reporting period. An attendance is defined as the number of times that parties or their representatives are required to be present in court (including any appointment which is adjourned or rescheduled) for all finalised matters during the year. The actual attendance is one that is heard by a judicial officer or mediator/arbitrator.
<b>Backlog indicator</b>	A measure of case processing timeliness. It is the number of pending cases older than the applicable reporting standards, divided by the total pending caseload (multiplied by 100 to convert to a percentage).
<b>Bench warrant</b>	A warrant issued by a court for the arrest of a person who has been indicted.
<b>Case</b>	The measurement of workload in the civil jurisdiction. It is the issues, grievances or complaints that constitute a single and related series of disputes brought by an entity (or group of entities) against another entity (or group).
<b>Clearance rate</b>	An indicator that shows whether the volume of case finalisations has matched the volume of case lodgments during the reporting period. It indicates whether a court's pending caseload has increased or decreased over that period.
<b>Cost recovery</b>	The level of court fees divided by the level of court expenditure.
<b>Court fees collected</b>	Total court income from fees charged in the civil jurisdiction. Includes filing, sitting hearing and deposition fees, and excludes transcript fees.
<b>Electronic infringement and enforcement system</b>	A court with the capacity to produce enforceable orders against defendants (such as fines, licence cancellation and incarceration) and to process infringements, on-the-spot fines and summary offences.
<b>Excluded courts and tribunals</b>	This includes such bodies as guardianship boards, environment resources and development courts, and administrative appeals tribunals. The types of excluded courts and tribunals vary among the states and territories.
<b>Extraordinary driver's licence</b>	An extraordinary licence is a licence granted at the discretion of the court. It authorises the holder to drive in certain circumstances even though the holder's normal driver's licence has been suspended.
<b>Finalisation</b>	The completion of a matter so it ceases to be an item of work to be dealt with by the court. Finalisations are derived from timeliness data that may not reflect the total matters disposed by the courts in the reporting period.
<b>Forms</b>	The counting unit used in the family courts and family law matters pertaining to the Federal Magistrates Court. Forms are applications or notices lodged with the court.

<b>Income</b>	Income derived from court fees, library revenue, court reporting revenue, sheriff and bailiff revenue, probate revenue, mediation revenue, rental income and any other sources of revenue (excluding fines).
<b>Information technology expenditure</b>	Non-salary and salary expenditure on information technology. Excludes capital expenditure on information technology infrastructure and includes licensing costs, computer leasing costs, the cost of consumables (such as data lines, paper and disks), training fees, access fees (for example, catalogue search and Internet access) and maintenance charges for software and hardware.
<b>Inquests and inquiries held</b>	Court hearings to determine the cause and circumstances of deaths reported to the coroner. Includes all coronial inquests and inquiries in full court hearings.
<b>Judicial officer</b>	Judges, magistrates, masters, coroners, judicial registrars and all other officers who, following argument and giving of evidence, make enforceable orders of the court. The data are provided on the basis of the proportion of time spent on the judicial activity.
<b>Judicial and judicial support salaries</b>	All salary expenditure and payments in the nature of salary that are paid to employees of court administration. Includes base salaries, the employer contributed component of superannuation, workers compensation (full cost, inclusive of any levies, bills and legal fees), higher duty allowances, overtime, actual and accruing terminal and long service leave, fringe benefits tax and untaxed fringe benefits.  (Judicial officers include judges, magistrates, masters, judicial registrars and other judicial officers who fulfil a primarily judicial function. Judicial support staff include judicial secretaries, tipstaff and associates.)
<b>Library expenditure</b>	Non-salary and salary expenditure on court operated libraries. Non-salary expenditure includes book purchases, journal subscriptions, fees for interlibrary loans, copyright charges, news clippings service fees and photocopying.  Expenditure also includes recurrent information technology costs and court administration contributions towards the running costs of non-government operated libraries. Any costs recovered through borrowing and photocopy fees by court operated libraries are subtracted from expenditure.
<b>Lodgment</b>	The initiation or commencement of a matter before the court. The date of commencement is counted as the date of registration of a court matter.
<b>Matters</b>	<i>Coronial matters:</i> Deaths and fires reported to the coroner in each jurisdiction, including all reported deaths and fires regardless of whether the coroner held an inquest or inquiry. Coronial jurisdictions can extend to the manner of the death of a person who was killed; was found drowned; died a sudden death of which the cause is unknown; died under suspicious or unusual circumstances; died during or following the administration of an operation of a medical, surgical, dental, diagnostic or like nature; died in a prison remand centre or lockup; or died under circumstances that (in the opinion of the Attorney-General) require that the cause of death be more clearly ascertained.  <i>Criminal matters:</i> Matters brought to the court by a government prosecuting agency, which is generally the Director of Public Prosecutions but could also be the Attorney-General, the police, local councils or traffic camera branches.

---

	<p><i>Civil matters:</i> Matters brought before the court by individuals or organisations against another party, such as small claims and residential tenancies, as well as matters dealt with by the appeal court jurisdiction.</p> <p><i>Excluded matters:</i> Extraordinary driver's licence applications; any application on a pending dispute; applications for bail directions or judgment; secondary processes (for example, applications for default judgments); interlocutory matters; investigation/examination summonses; firearms appeals; escort agents' licensing appeals; pastoral lands appeals; local government tribunals; police promotions appeals; applications appealing the decisions of workers compensation review officers.</p> <p><i>Probate matters:</i> Matters such as applications for the appointment of an executor or administrator to the estate of a deceased person.</p>
<b>Method of finalisation</b>	The process that leads to the completion of a criminal charge within a higher court so it ceases to be an item of work in that court.
<b>Method of initiation</b>	How a criminal charge is introduced to a court level.
<b>Non-adjudicated finalisation</b>	A non-adjudicated finalisation is where a charge is considered completed and ceases to be active in a court even though there has not been a determination on whether the defendant is guilty, that is, the charge(s) have not been adjudicated. The methods of non-adjudicated finalisation include but are not limited to defendant deceased; unfit to plead; withdrawn by the prosecution; diplomatic immunity and statute of limitation applies.
<b>Probate registry expenditure</b>	Salary expenditure of the probate registrar and probate clerks, along with non-salary expenditure directly attributable to probate registries.
<b>Real expenditure</b>	Actual expenditure adjusted for changes in prices using the Gross Domestic Product (GDP) price deflator and expressed in terms of final year prices (i.e. for the court administration chapter with 2008-09 as the base year). Additional information about the GDP index can be found in the statistical appendix and in table AA.26.
<b>Recurrent expenditure</b>	Expenditure that does not result in the creation or acquisition of fixed assets (new or second hand). It consists mainly of expenditure on wages, salaries and supplements, purchases of goods and services, and the consumption of fixed capital (depreciation).
<b>Sheriff and bailiff expenditure</b>	Expenditure on court orderlies, court security, jury management and witness payment administration. For the civil jurisdiction, it includes expenditure (by or on behalf of the court) on bailiffs to enforce court orders. In the coronial jurisdiction, it includes expenditure on police officers permanently attached to the coroner for the purpose of assisting in coronial investigations. Excludes witness payments, fines enforcement (criminal jurisdiction) and prisoner security.
<b>Specialist jurisdiction court</b>	A court which has exclusive jurisdiction in a field of law presided over by a judicial officer with expertise in that area. Examples of these types of courts which are within the scope of this Report are the family courts, the Children's Courts and the Coroners' Courts. Examples of specialist jurisdiction courts which are excluded from this Report include Indigenous and circle sentencing courts and drug courts.
<b>Withdrawn</b>	The formal withdrawal of charges by the prosecution (that is, by police, the Director of Public Prosecutions or the Attorney-General).

---

## 7.7 Attachment tables

Attachment tables are identified in references throughout this appendix by an ‘A’ suffix (for example, table 7A.3 is table 3 in the attachment). Attachment tables are provided on the CD-ROM enclosed with the Report and on the Review website ([www.pc.gov.au/gsp](http://www.pc.gov.au/gsp)). Users without access to the CD-ROM or the website can contact the Secretariat to obtain the attachment tables (see contact details on the inside front cover of the Report).

<b>Preamble</b>	Court administration — attachment tables
<b>Table 7A.1</b>	Lodgments, criminal
<b>Table 7A.2</b>	Lodgments, civil
<b>Table 7A.3</b>	Lodgments, criminal, per 100 000 people
<b>Table 7A.4</b>	Lodgments, civil, per 100 000 people
<b>Table 7A.5</b>	Finalisations, criminal
<b>Table 7A.6</b>	Finalisations, civil
<b>Table 7A.7</b>	Finalisations, criminal , per 100 000 people
<b>Table 7A.8</b>	Finalisations, civil, per 100 000 people
<b>Table 7A.9</b>	Real recurrent expenditure, criminal, 2008-09 dollars (\$'000)
<b>Table 7A.10</b>	Real recurrent expenditure, civil, 2008-09 dollars (\$'000)
<b>Table 7A.11</b>	Real income (excluding fines), criminal and civil, 2008-09 dollars (\$'000)
<b>Table 7A.12</b>	Real net recurrent expenditure, criminal, 2008-09 dollars (\$'000)
<b>Table 7A.13</b>	Real net recurrent expenditure, civil, 2008-09 dollars (\$'000)
<b>Table 7A.14</b>	Real net recurrent expenditure, criminal and civil, 2008-09 dollars (\$'000)
<b>Table 7A.15</b>	Cost recovery – civil court fees collected as a proportion of civil expenditure excluding payroll tax (per cent)
<b>Table 7A.16</b>	Real average civil court fees collected per lodgment, 2008-09 dollars (\$)
<b>Table 7A.17</b>	Backlog indicator, criminal (as at 30 June)
<b>Table 7A.18</b>	Backlog indicator, civil (as at 30 June)
<b>Table 7A.19</b>	Attendance indicator (average number of attendances per finalisation)
<b>Table 7A.20</b>	Judicial officers (FTE and number per 100 000 people)
<b>Table 7A.21</b>	Clearance rate – finalisations/lodgments, criminal (per cent)
<b>Table 7A.22</b>	Clearance rate – finalisations/lodgments, civil (per cent)
<b>Table 7A.23</b>	Real net recurrent expenditure per finalisation, criminal, 2008–09 dollars (\$)
<b>Table 7A.24</b>	Real net recurrent expenditure per finalisation, civil, 2008–09 dollars (\$)
<b>Table 7A.25</b>	Real net recurrent expenditure per finalisation, criminal and civil, 2008–09 dollars (\$)
<b>Table 7A.26</b>	Treatment of assets by court administration agencies



---

## 7.8 References

ABS (Australian Bureau of Statistics) 2009, *Criminal Courts, Australia, 2007–08*, Cat. no. 4513.0, Canberra.

Australian Institute of Judicial Administration (AIJA) 2008, *Proceedings of Court Quality Forum, 21-23 September 2008*, Sydney Australia.

