

Under embargo until 1.00am on Friday, 29 January 2010

For personal use only. Third parties should not be approached until the embargo is lifted.

**PUBLIC HOSPITALS (CHAPTER 10)**

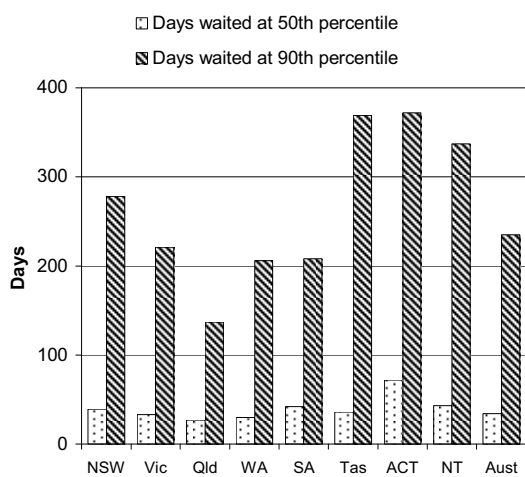
- This chapter reports on the performance of states' and territories' public hospitals, with a focus on acute care services.
- Total recurrent expenditure on public hospitals (excluding depreciation) was \$28.9 billion in 2007-08, a real increase of 6.1 per cent in expenditure from 2006-07 (p. 10.4). The Australian, State and Territory governments financed 92.8 per cent of expenditure on public (non-psychiatric) hospital services in 2007-08 (p. 10.4).
- Australian public (non-psychiatric) hospitals provided 4.7 million separations in 2007-08, equal to 216.9 separations per 1000 people (p. 10.9).

**Objectives of public hospitals**

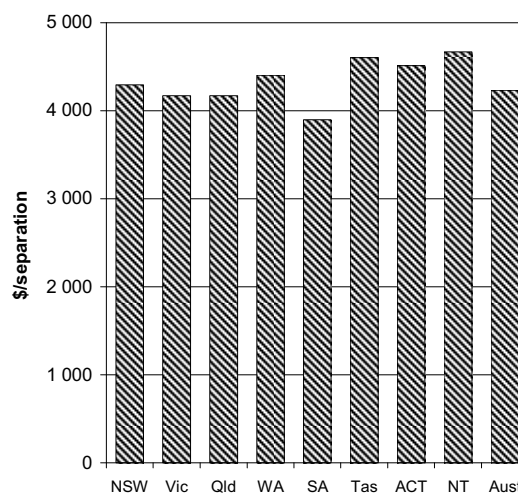
- A key objective of government is to provide public hospital services to ensure the population has access to cost-effective health services, based on clinical need and within clinically appropriate times, regardless of geographic location.

**Selection of results**

*Elective surgery waiting times, public hospitals, 2007-08<sup>a</sup>*  
(p. 10.28)



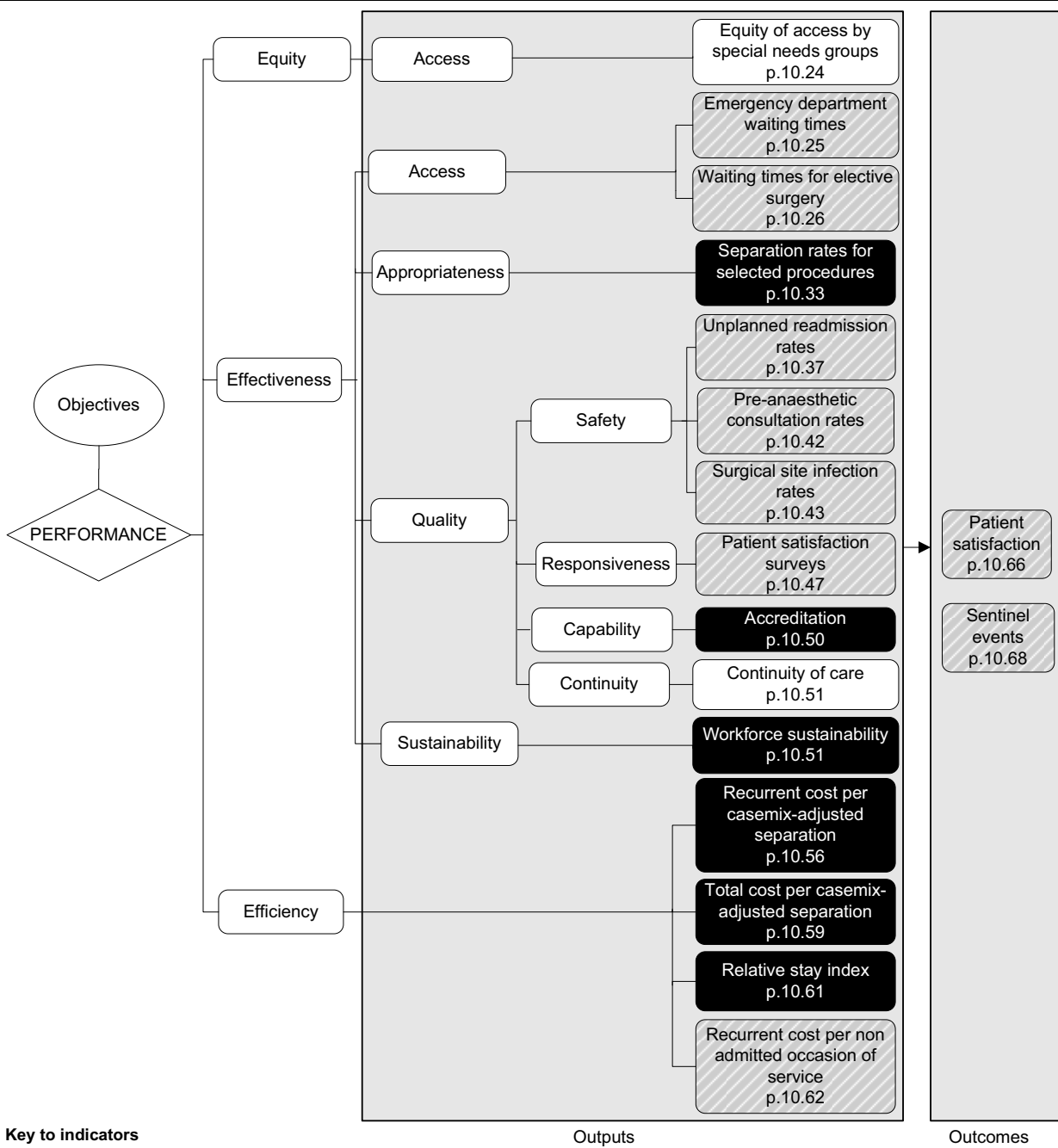
*Recurrent cost per casemix-adjusted separation, public hospitals, 2007-08<sup>a</sup>* (p. 10.57)



<sup>a</sup> Data and caveats for these figures are available electronically on the CD-ROM enclosed with the Report and from the website for the Review of Government Service Provision ([www.pc.gov.au/gsp/reports/rogs/2010](http://www.pc.gov.au/gsp/reports/rogs/2010)). Data may be subject to revision. The most recent data will be available on the Review website.

[MORE]

# Performance indicators for public hospitals (figure 10.13, p. 10.23)



**Key to indicators**

- Text** Data for these indicators comparable, subject to caveats to each chart or table
- Text** Data for these indicators not complete or not directly comparable
- Text** These indicators yet to be developed or data not collected for this Report: chapter contains explanatory text

[MORE]

## Developments in reporting since the 2009 Report

- Reporting on public hospitals has been enhanced this year as a result of improvements to the definition of one of the sentinel event categories, which in turn has led to better data comparability across jurisdictions for this measure.

[END]

---

**Background information:** Lawrence McDonald, Head of Secretariat 03 9653 2178/0421 584 905

**Other information:** Clair Angel, Media and Publications 02 6240 3239/0417 665 443

**Please do not approach other parties for comment before Friday 29 January 2010.**

*Media copies of this report are available from Clair Angel on 02 6240 3239.*

*Hard copies of this publication are available from Canprint Communications (ph: 1300 889 873 or email sales@infoservices.com.au). The report will be available via the Internet at [www.pc.gov.au](http://www.pc.gov.au) on the morning of Friday 29 January 2010.*

*Tables with an 'A' suffix (eg table 10A.5) are in the attachments on the CD-ROM or on the Review website.*