

Under embargo until 1.00am on Friday, 29 January 2010

For personal use only. Third parties should not be approached until the embargo is lifted.

### MENTAL HEALTH (CHAPTER 12)

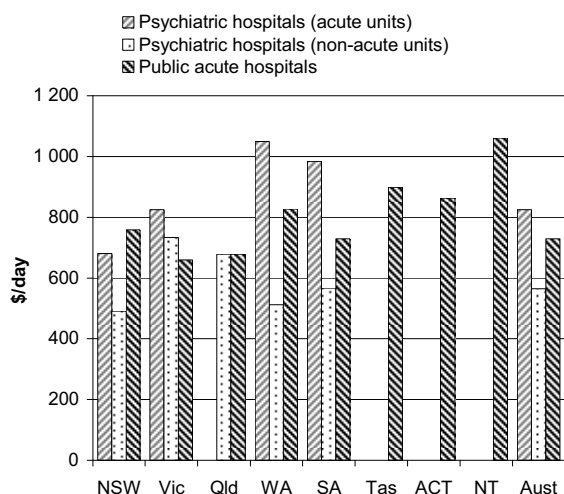
- The focus of this chapter is on the performance of governments in managing two key health issues: breast cancer and mental health. This factsheet focuses on the performance of governments in managing people with a mental illness through specialised mental health services that treat mostly low prevalence but severe illness.
- Real government recurrent expenditure of around \$5.1 billion was allocated to mental health services in 2007-08. State and Territory governments made the largest contribution (\$3.2 billion, or 62.8 per cent), although this included some Australian Government funds under the Australian Health Care Agreements (p. 12.43). The Australian Government funded the remainder (\$1.9 billion, or 37.2 per cent) (tables 12A.28 and 12A.29).

### Broad objectives of National Mental Health Policy

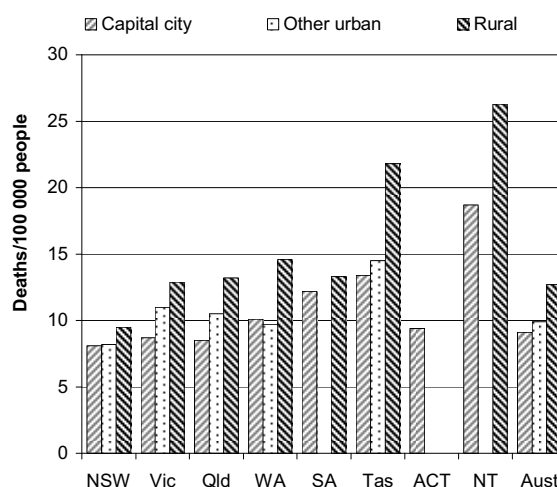
- The broad objectives of Mental Health Policy include to: improve the effectiveness and quality of service delivery and outcomes; prevent, where possible, the development of mental illness; undertake early intervention for mental health problems and mental illness; promote recovery and reduce, where possible, the impact of mental illness on individuals, families and the community; and improve mental health and facilitate recovery from illness through more stable accommodation and support and meaningful participation in recreational, social, employment and other activities in the community.

### Selection of results

Average recurrent cost per inpatient bed day, public hospitals, by hospital type, 2007-08<sup>a</sup> (p. 12.76)

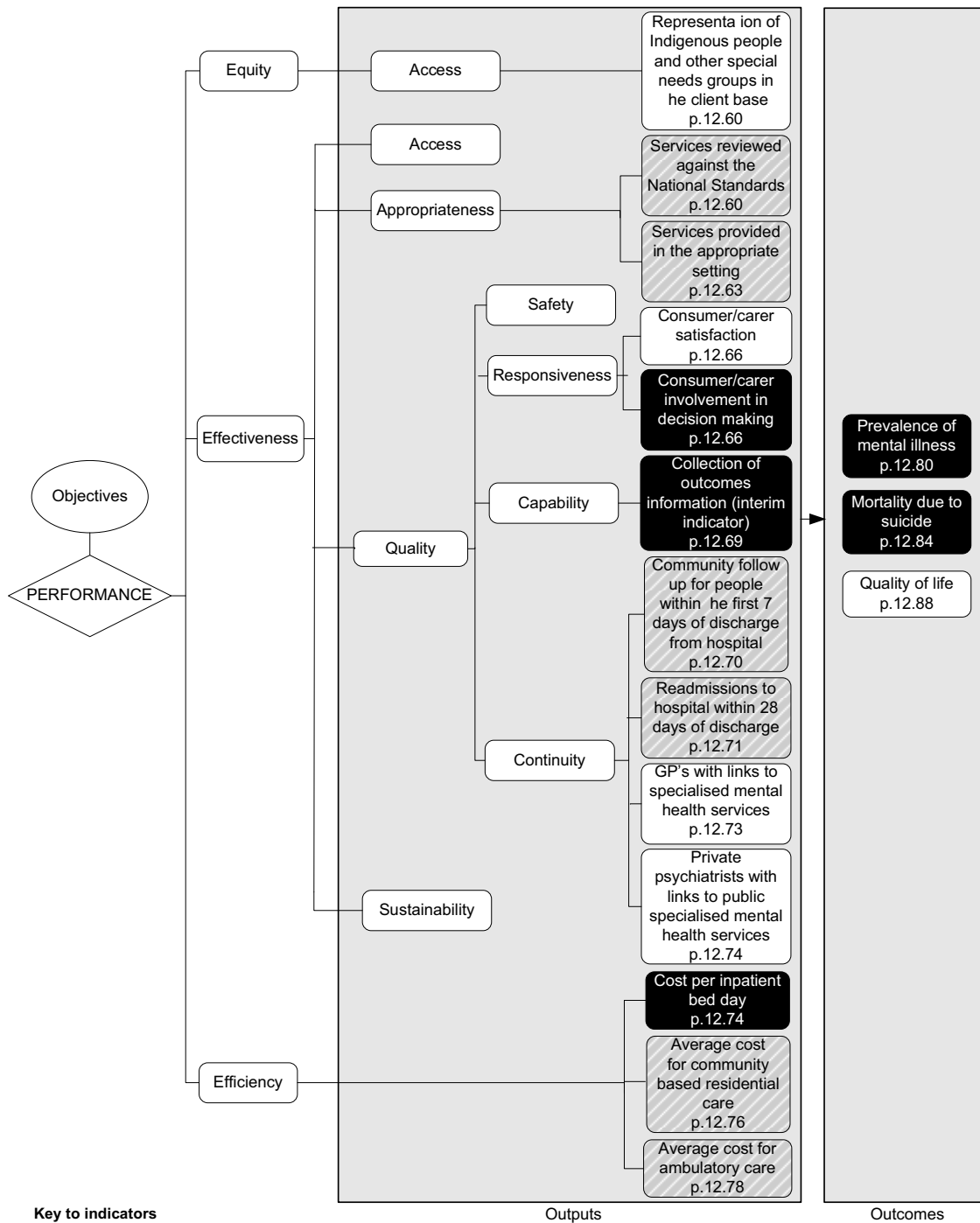


Suicide rate, by area of residence, 2003–2007<sup>a</sup> (p. 12.87)



<sup>a</sup> Data and caveats for these figures are available electronically on the CD-ROM enclosed with the Report and from the website for the Review of Government Service Provision ([www.pc.gov.au/gsp/reports/rogs/2010](http://www.pc.gov.au/gsp/reports/rogs/2010)). Data may be subject to revision. The most recent data will be available on the Review website.

# Performance indicators for mental health (figure 12.31, p. 12.59)



**Key to indicators**

- Text** Data for these indicators comparable, subject to caveats to each chart or table
- Text** Data for these indicators not complete or not directly comparable
- Text** These indicators yet to be developed or data not collected for this Report: chapter contains explanatory text

[MORE]

## Developments in reporting since the 2009 Report

- Two measures replace the previously reported measure for the 'Average cost of ambulatory care' indicator (cost per treated patient in the community).
  - Average cost per episode of ambulatory care provided by community mental health services.
  - Average number of community treatment days per episode of ambulatory care provided by community mental health services.
- Data from the 2007 *National Survey of Mental Health and Wellbeing* are now reported under the indicator 'prevalence of mental illness', previously these data were in the profile section.

[END]

---

**Background information:** Lawrence McDonald, Head of Secretariat 03 9653 2178/0421 584 905

**Other information:** Clair Angel, Media and Publications 02 6240 3239/0417 665 443

**Please do not approach other parties for comment before Friday, 29 January 2010.**

*Media copies of this report are available from Clair Angel on 02 6240 3239.*

*Hard copies of this publication are available from Canprint Communications (ph: 1300 889 873 or email sales@infoservices.com.au). The report will be available via the Internet at [www.pc.gov.au](http://www.pc.gov.au) on the morning of Friday, 29 January 2010.*

*Tables with an 'A' suffix (eg table 14A.5) are in the attachments on the CD-ROM or on the Review website.*