
Errata — Report on Government Services 2010

The following amendment was made to the 2010 Report since it was released in January 2010.

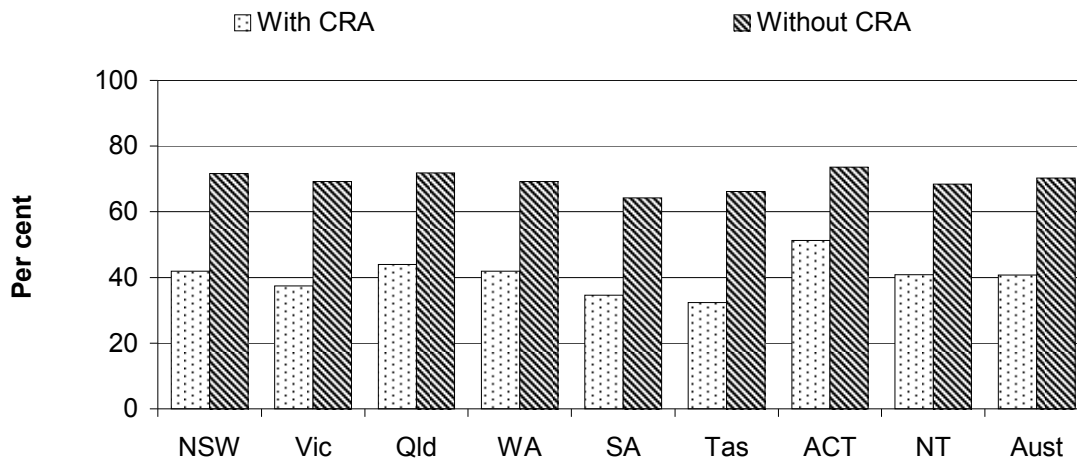
Chapter 16 — Housing

A number of figures in the Commonwealth Rent Assistance (CRA) section have been corrected. The associated text and attachment table data remain correct and therefore have not changed. The revisions affect the following chapter figures:

- figure 16.15 on page 16.75 ‘Income units paying more than 30 per cent of income on rent, with and without CRA, 2009’ — automated chart link has been manually redirected to the correct chart source document
- figure 16.16 on page 16.76 ‘Indigenous income units receiving CRA paying more than 30 per cent of income on rent, with and without CRA, 2009’ — automated chart link has been manually redirected to the correct chart source document
- figure 16.17 on page 16.77 ‘Income units receiving a Disability Support Pension paying more than 30 per cent of income on rent, with and without CRA, 2009’ — automated chart link has been manually redirected to the correct chart source document
- figure 16.18 on page 16.78 ‘Income units aged 24 years or under paying more than 30 per cent of income on rent, with and without CRA, 2009’ — automated chart link has been manually redirected to the correct chart source document
- figure 16.19 on page 16.79 ‘Income units aged 75 years or over paying more than 30 per cent of income on rent, with and without CRA, 2009’ — automated chart link has been manually redirected to the correct chart source document.

The revised chapter figures are reproduced below.

Figure 16.15 Income units paying more than 30 per cent of income on rent, with and without CRA, 2009^a



^a Further information pertinent to the data included in this table and/or its interpretation is provided in table 16A.68.

Source: FaHCSIA (unpublished); table 16A.68.

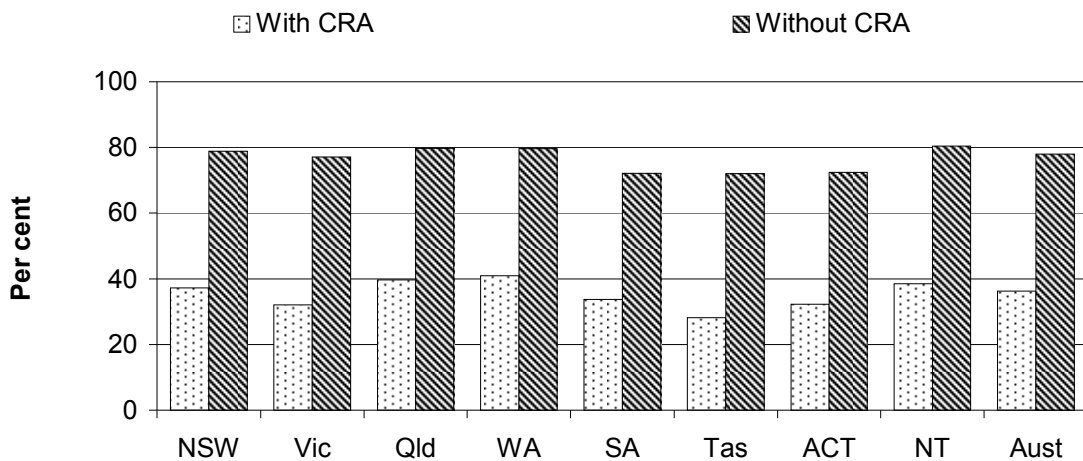
Figure 16.16 Indigenous income units receiving CRA paying more than 30 per cent of income on rent, with and without CRA, 2009^a



^a Further information pertinent to the data included in this table and/or its interpretation is provided in table 16A.69.

Source: FaHCSIA (unpublished); table 16A.69.

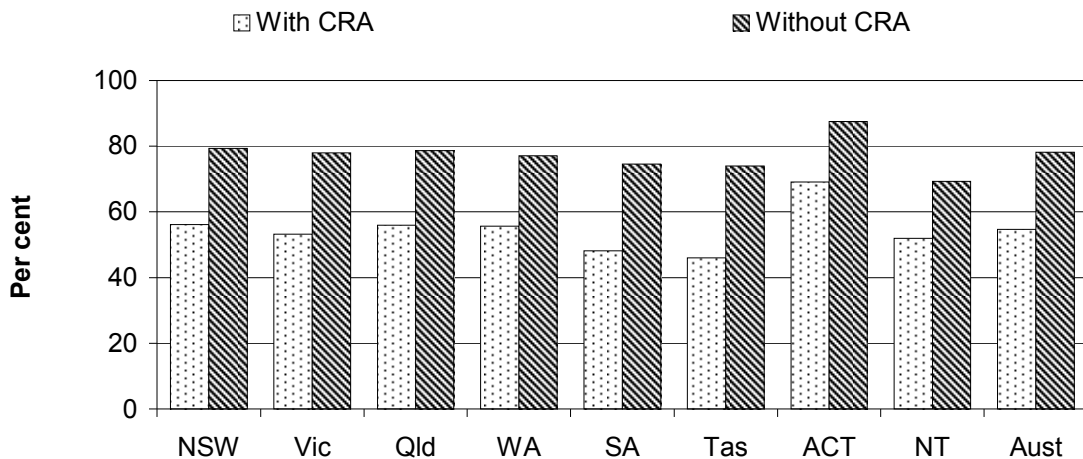
Figure 16.17 **Income units receiving a Disability Support Pension paying more than 30 per cent of income on rent, with and without CRA, 2009^a**



^a Further information pertinent to the data included in this table and/or its interpretation is provided in table 16A.70.

Source: FaHCSIA (unpublished); table 16A.70.

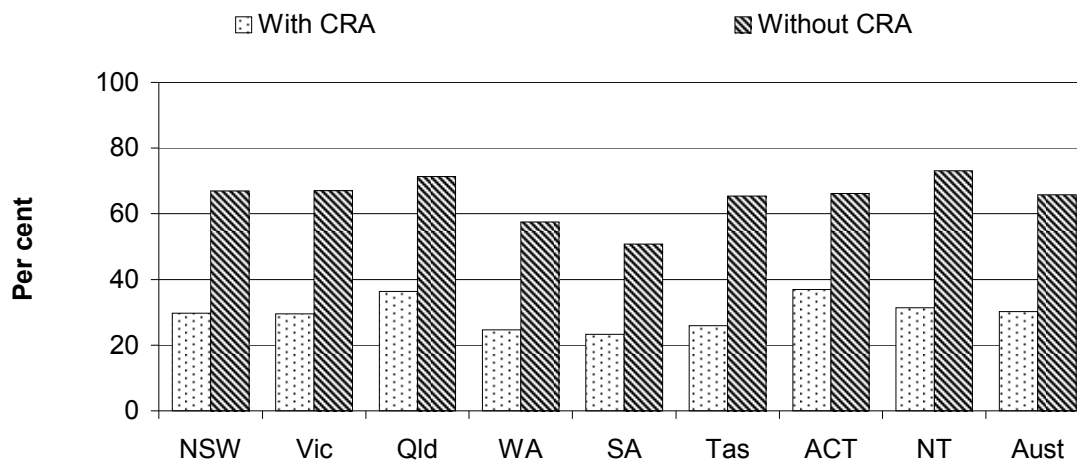
Figure 16.18 **Income units aged 24 years or under paying more than 30 per cent of income on rent, with and without CRA, 2009^a**



^a Further information pertinent to the data included in this table and/or its interpretation is provided in table 16A.71.

Source: FaHCSIA (unpublished); table 16A.71.

Figure 16.19 Income units aged 75 years or over paying more than 30 per cent of income on rent, with and without CRA, 2009^a



^a Further information pertinent to the data included in this table and/or its interpretation is provided in table 16A.72.

Source: FaHCSIA (unpublished); table 16A.72.