

Under embargo until 1.00am on Friday, 28 January 2011

For personal use only. Third parties should not be approached until the embargo is lifted.

CHILDREN'S SERVICES (CHAPTER 3)

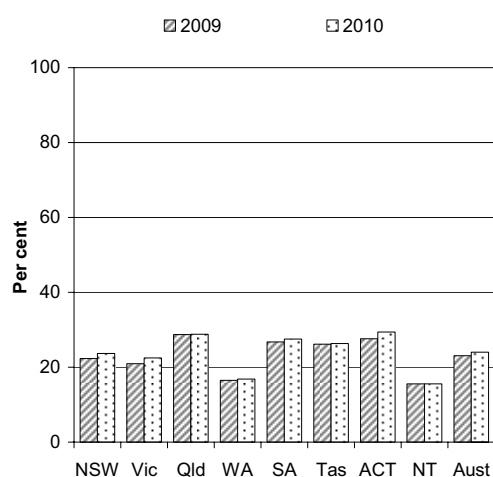
- The focus of this chapter is on government funded and/or provided child care and preschool services for children aged 12 years or younger.
- In the March quarter 2010, 874 335 children aged 12 years or younger attended Australian Government approved child care services. In 2009-10, a further 115 988 children attended State and Territory funded and/or provided child care services and 213 446 children were enrolled in State and Territory funded and/or provided preschool services (p. 3.11).
- Total Australian, State and Territory government expenditure on children's services was approximately \$4.7 billion in 2009-10 (p. 3.9).

Objectives of children's services

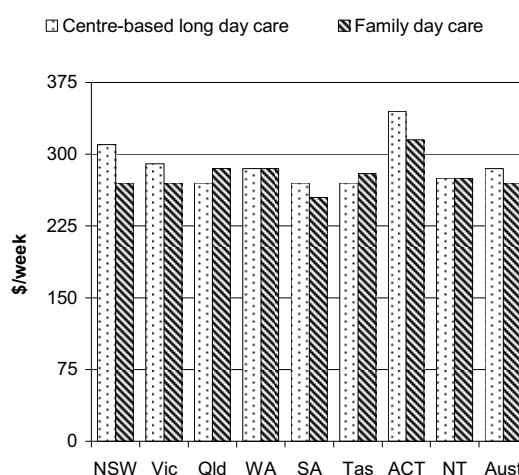
- Children's services aim to:
 - meet the care and education needs of all children in developmentally appropriate ways, in a safe and nurturing environment
 - provide support for families in caring for their children
 - provide these services across a range of settings in an equitable and efficient manner (p. 3.14).

Selection of results

Proportion of children aged 0-12 years using Australian Government approved child care^a (p. 3.26)

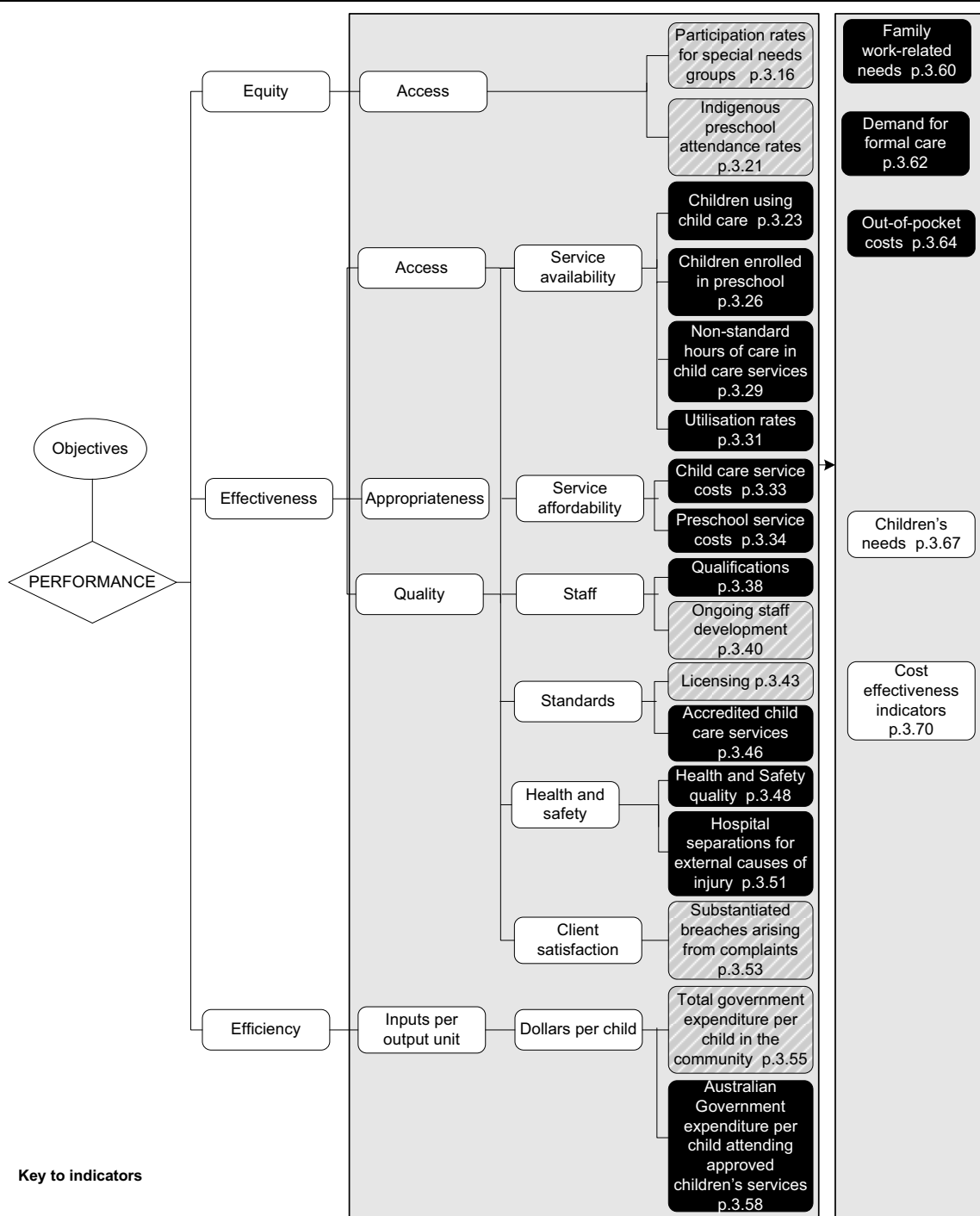


Median cost of Australian Government approved child care services, 2010 (\$/week)^a (p. 3.34)



^a Data and caveats for these figures are available electronically from the website for the Review of Government Service Provision (www.pc.gov.au/gsp/reports/rogs/2011). Data may be subject to revision. The most recent data will be available on the Review website.

Performance indicators for Children's services (figure 3.2, p. 3.15)



Key to indicators

- Text** Data for these indicators comparable, subject to caveats to each chart or table
- Text** Data for these indicators are not complete, or not directly comparable
- Text** These indicators yet to be developed or data not collected for this Report: chapter contains explanatory text

Outputs

Outcomes

Developments in reporting since the 2010 Report

- The major improvements to reporting on children's services this year include:
 - reporting new child care staff tenure data in Australian Government approved child care services sourced from the *National Early Childhood Education and Care Workforce Census 2010*
 - updated income levels for reporting out of pocket costs for child care
 - expansion of time series data reporting in some attachment tables
 - inclusion of some data quality information.

[END]

Background information: Lawrence McDonald, Head of Secretariat 03 9653 2178/0421 584 905

Other information: Clair Angel, Media and Publications 02 6240 3239/0417 665 443

Please do not approach other parties for comment before Friday 28 January 2011.

Media copies of this report are available from Clair Angel on 02 6240 3239.

Hard copies of this publication are available from Canprint Communications (ph: 1300 889 873 or email sales@infoservices.com.au). The report will be available via the Internet at www.pc.gov.au on the morning of Friday 28 January 2011.

Tables with an 'A' suffix (eg table 3A.5) are in the attachments on the Review website.