

Under embargo until 1.00am on Friday, 28 January 2011

For personal use only. Third parties should not be approached until the embargo is lifted.

VOCATIONAL EDUCATION AND TRAINING (CHAPTER 5)

- In 2009, the Australian and State and Territory governments provided \$4.7 billion of recurrent expenditure for Vocational Education and Training (VET) (p. 5.3).
- Nationally, 1.3 million people participated in government funded training. The national participation rate in government funded training for 15-64 year olds was 8.3 per cent (p. 5.6). (These figures do not include all students undertaking accredited training. For example, many students undertake training not funded by government.)
- These government funded students completed over 352.1 million hours of VET programs delivered by technical and further education (TAFE) institutes, other government providers, universities, community organisations and private providers, at 14 893 locations (p. 5.6).

Objectives of vocational education and training

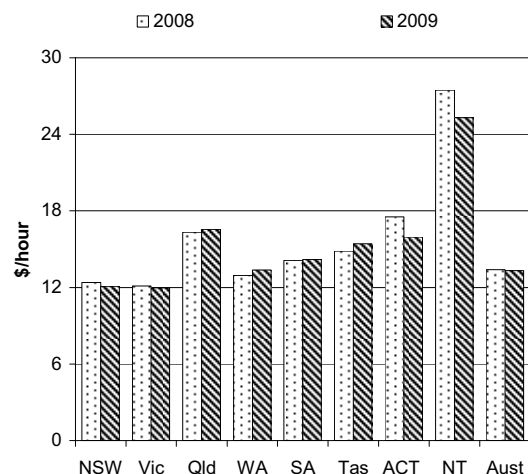
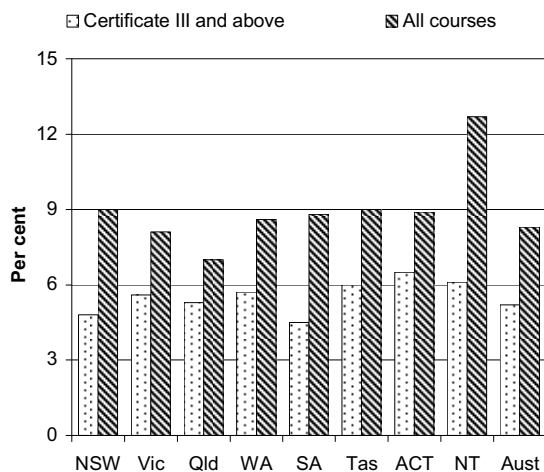
The objectives for VET, sourced from the *National Agreement for Skills and Workforce Development*, are: (p. 5.12):

- All working aged Australians have the opportunity to develop the skills and qualifications needed, including through a responsive training system, to enable them to be effective participants in and contributors to the modern labour market.
- Individuals are assisted to overcome barriers to education, training and employment, and are motivated to acquire and utilise new skills.
- Australian industry and businesses develop, harness and utilise the skills and abilities of the workforce.

Selection of results

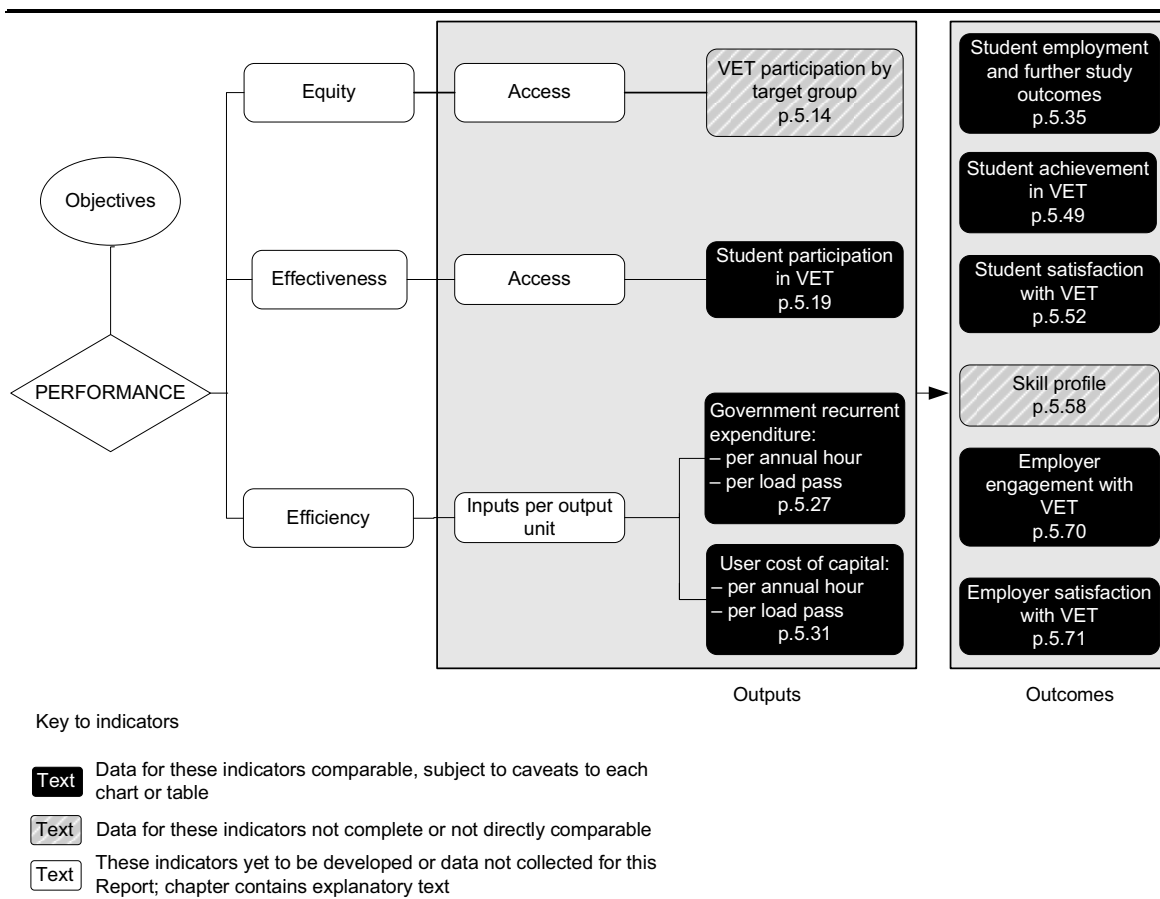
VET participation rate for people aged 15–64 years, 2009^a (p. 5.21 and p.5.23)

Government real recurrent expenditure per annual hour (2009 dollars)^a (p. 5.29)



^a Data and caveats for these figures are available electronically from the website for the Review of Government Service Provision (www.pc.gov.au/gsp/reports/rogs/2011). Data may be subject to revision. The most recent data will be available on the Review website.

Performance indicators for vocational education and training (figure 5.4, p. 5.13)



Developments in reporting since the 2010 Report

- Co-location of data for the Indigenous cohort of students and graduates with those for the general cohort, to make comparisons easier.
- Reporting additional data for non-Indigenous students and graduates.
- Expanded scope for 'government funded' activity, and reporting of associated training and expenditure data.
- Expansion of time series in some attachment tables, and expanded time series analysis of VET participation by Indigenous status.
- Reporting the new outcome measure of Qualification Equivalents (by Indigenous status).
- Replacing TAFE graduates data with data for 'government funded VET' graduates for outcome measures, to capture VET activity funded by government more comprehensively.

[END]

Background information: Lawrence McDonald, Head of Secretariat 03 9653 2178/0421 584 905

Other information: Clair Angel, Media and Publications 02 6240 3239/0417 665 443

Please do not approach other parties for comment before Friday 28 January 2011.

Media copies of this report are available from Clair Angel on 02 6240 3239.

Hard copies of this publication are available from Canprint Communications (ph: 1300 889 873 or email sales@infoservices.com.au). The report will be available via the Internet at www.pc.gov.au on the morning of Friday 28 January 2011.

Tables with an 'A' suffix (eg table 5A.5) are in the attachments on the Review website.