

Under embargo until 1.00am on Friday, 28 January 2011

For personal use only. Third parties should not be approached until the embargo is lifted.

CORRECTIVE SERVICES (CHAPTER 8)

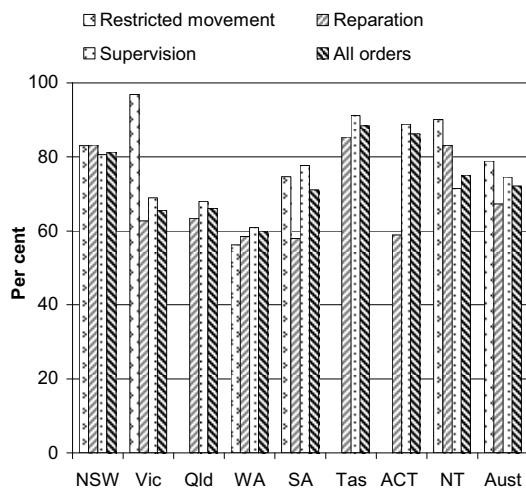
- The focus of this chapter is on prison custody and a range of community corrections orders and programs for adult offenders.
- In 2009-10, on average, 28 956 people per day were held in Australian prisons. In addition, 882 people on average were serving periodic detention orders in NSW and the ACT (p. 8.5). Nationally, 18 per cent of the total prisoner population (excluding periodic detainees) were held in privately operated facilities (p. 8.5).
- Nationally, an average of 57 518 offenders per day were serving community corrections orders in 2009-10 (p. 8.9).
- Nationally, total net recurrent expenditure on corrective services (net of operating revenue and excluding payroll tax and expenditure on transport/escort services) was \$3.3 billion in 2009-10 (p. 8.3).

Objectives of corrective services

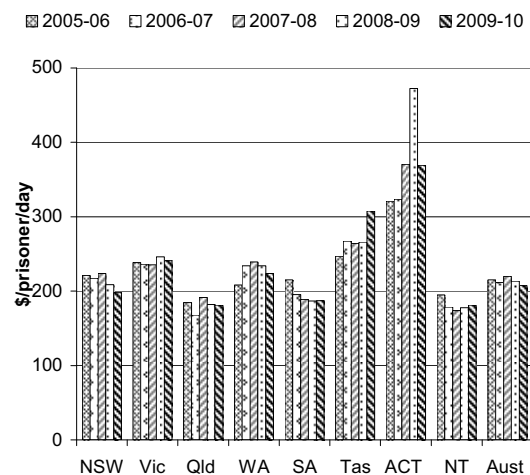
- Corrective services contribute to the whole-of-government priority, in all jurisdictions, to create safer communities through the administration of correctional sentences and orders. In summary, the objectives of corrective services are to:
 - provide a safe, secure and humane custodial environment
 - provide an effective community corrections environment
 - provide program interventions to reduce the risk of re-offending.

Selection of results

Completion of community corrections orders, by type of order, 2009-10^a (p. 8.31)

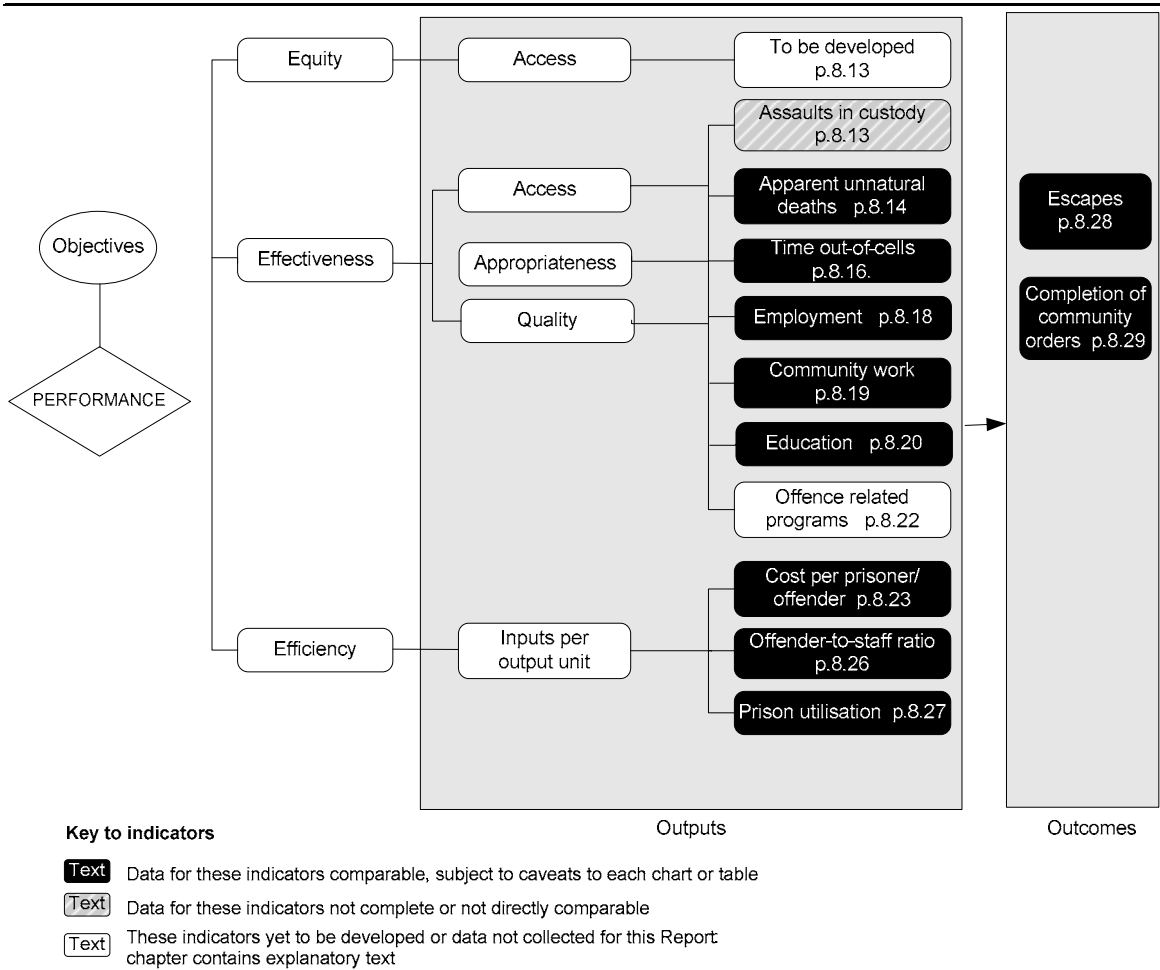


Real net operating expenditure per prisoner per day (2009-10 dollars)^a (p. 8.25)



^a Data and caveats for these figures are available from the website for the Review of Government Service Provision (www.pc.gov.au/gsp/reports/rogs/2011). Data may be subject to revision. The most recent data will be available on the Review website.

Performance indicators for Corrective services (figure 8.7, p. 8.12)



[END]

Background information: Lawrence McDonald, Head of Secretariat 03 9653 2178/0421 584 905

Other information: Clair Angel, Media and Publications 02 6240 3239/0417 665 443

Please do not approach other parties for comment before Friday 28 January 2011.

Media copies of this report are available from Clair Angel on 02 6240 3239.

Hard copies of this publication are available from Canprint Communications (ph: 1300 889 873 or email sales@infoservices.com.au). The report will be available via the Internet at www.pc.gov.au on the morning of Friday 28 January 2011.

Tables with an 'A' suffix (eg table 8A.5) are in the attachments on the Review website.