

Under embargo until 1.00am on Friday, 28 January 2011

For personal use only. Third parties should not be approached until the embargo is lifted.

## FIRE EVENTS (CHAPTER 9)

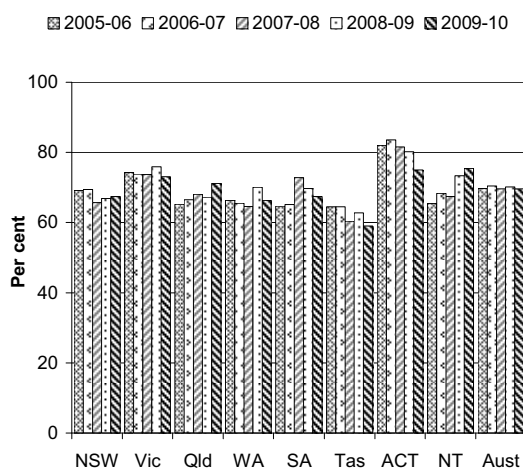
- Reporting in the emergency management chapter focuses on emergency management services provided for fire, road rescue and ambulance events. Fire events are the focus of this factsheet.
- Fire events include (but are not limited to): structure fires (fires inside a building or structure), regardless of whether there is damage to the structure; landscape fires, including bushfires and grass fires, regardless of the size of the area burnt; other fires, including vehicle and other mobile property fires, and outside rubbish fires (p. 9.15). Nationally, fire service organisations (FSOs) attended more than 108 000 fire incidents in 2009-10 (p. 9.17).
- Performance reporting for fire events includes information on FSOs as the primary agencies involved in providing emergency management services for fire events. Recurrent expenditure on FSOs across Australia was more than \$2.9 billion (or approximately \$132 per person) in 2009-10 (pp. 9.15 and 9.35). Nationally, there were 17 278 full time equivalent paid personnel and 221 848 volunteers in FSOs in 2009-10 (pp. 9.10 and 9.17).

### Objectives of emergency management

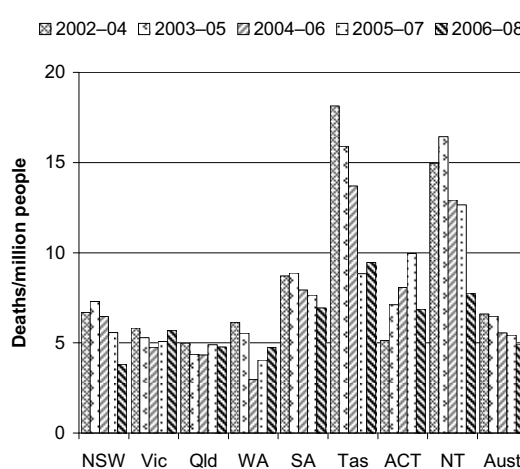
- To reduce the adverse effects of emergencies and disasters on the Australian community (including people, property, infrastructure, economy and environment).
- To contribute to the management of risks to the Australian community.
- To enhance public safety (p. 9.12).

### Selection of results

Structure fires contained to the object/room of origin<sup>a</sup> (p. 9.33)

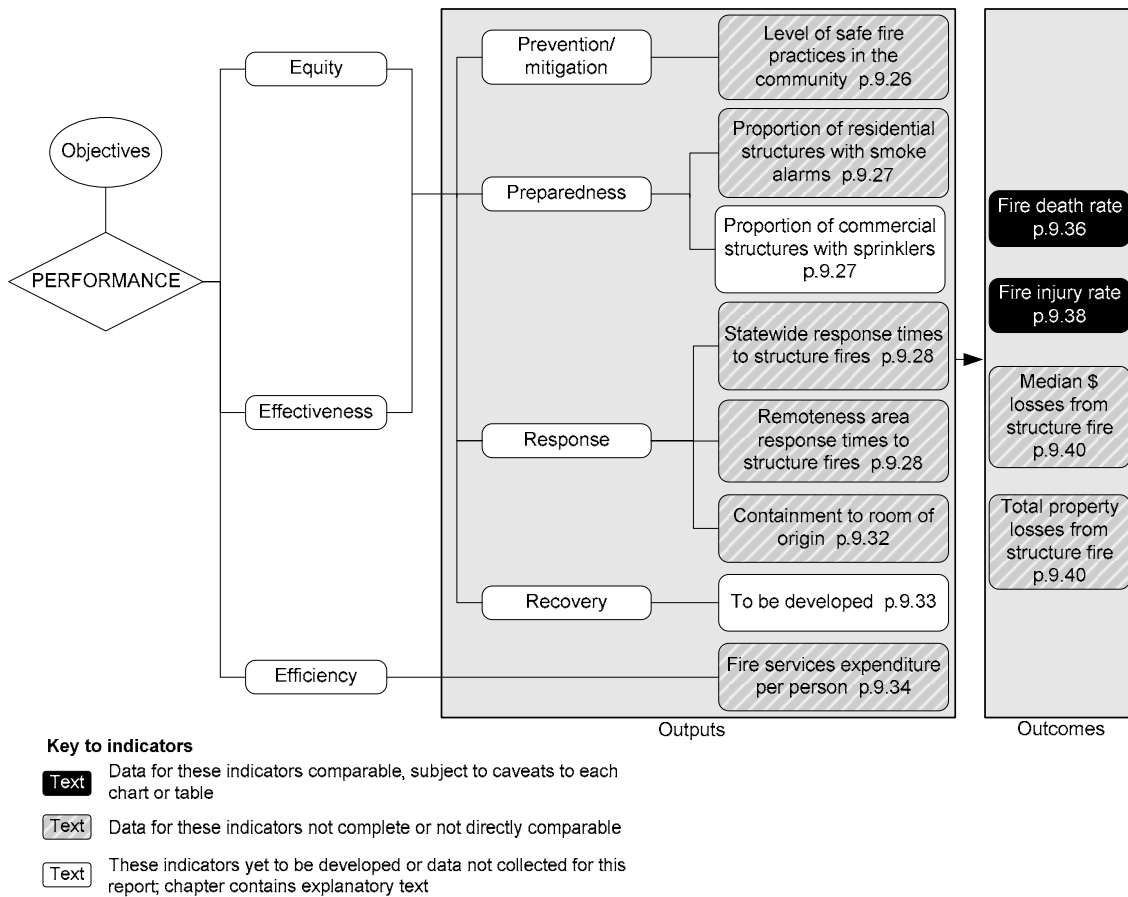


Annual fire death rate, three year rolling average<sup>a</sup> (p. 9.38)



<sup>a</sup> Data and caveats for these figures are available from the website for the Review of Government Service Provision ([www.pc.gov.au/gsp/reports/rogs/2011](http://www.pc.gov.au/gsp/reports/rogs/2011)). Data may be subject to revision. The most recent data will be available on the Review website.

# Performance indicators for Fire events (figure 9.7, p. 9.24)



[END]

**Background information:** Lawrence McDonald, Head of Secretariat 03 9653 2178/0421 584 905

**Other information:** Clair Angel, Media and Publications 02 6240 3239/0417 665 443

**Please do not approach other parties for comment before Friday 28 January 2011.**

Media copies of this report are available from Clair Angel on 02 6240 3239.

Hard copies of this publication are available from Canprint Communications (ph: 1300 889 873 or email sales@infoservices.com.au). The report will be available via the Internet at www.pc.gov.au on the morning of Friday 28 January 2011.

Tables with an 'A' suffix (eg table 9A.5) are in the attachments on the Review website.