

Under embargo until 1.00am on Friday, 28 January 2011

For personal use only. Third parties should not be approached until the embargo is lifted.

**PUBLIC HOSPITALS (CHAPTER 10)**

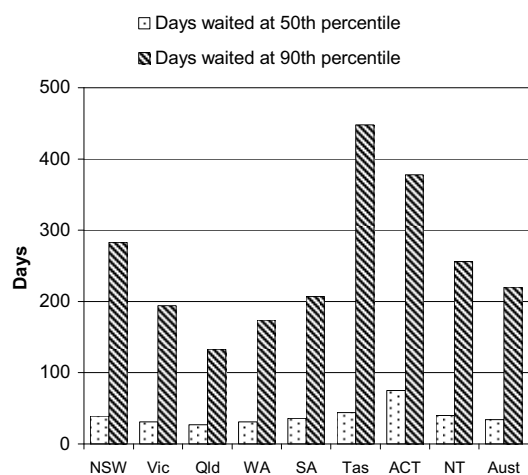
- This chapter reports on the performance of states' and territories' public hospitals, with a focus on acute care services.
- Total recurrent expenditure on public hospitals (excluding depreciation) was \$31.3 billion in 2008-09 (p. 10.5).
- There were 56 478 available beds for admitted patients in public hospitals in 2008-09 (table 10A.4).
- Australian public (non-psychiatric) hospitals provided 4.9 million separations in 2008-09, equal to 218.8 separations per 1000 people (p. 10.10).

**Objectives of public hospitals**

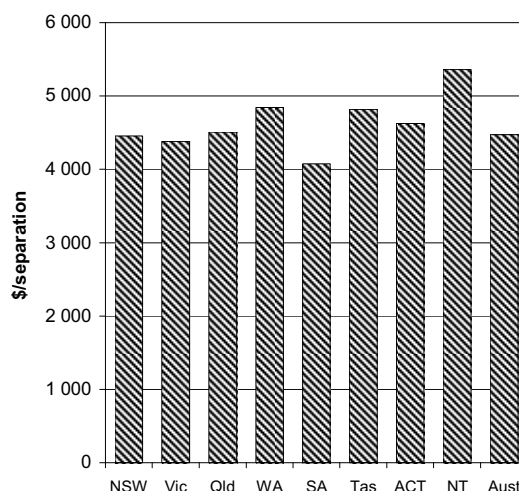
- The common government objectives for public hospitals are to provide acute and specialist services that are:
  - safe and of high quality
  - appropriate and responsive to individual needs
  - affordable, timely and accessible
  - equitably and efficiently delivered.

**Selection of results**

*Elective surgery waiting times, public hospitals, 2008-09<sup>a</sup>*  
(p. 10.31)

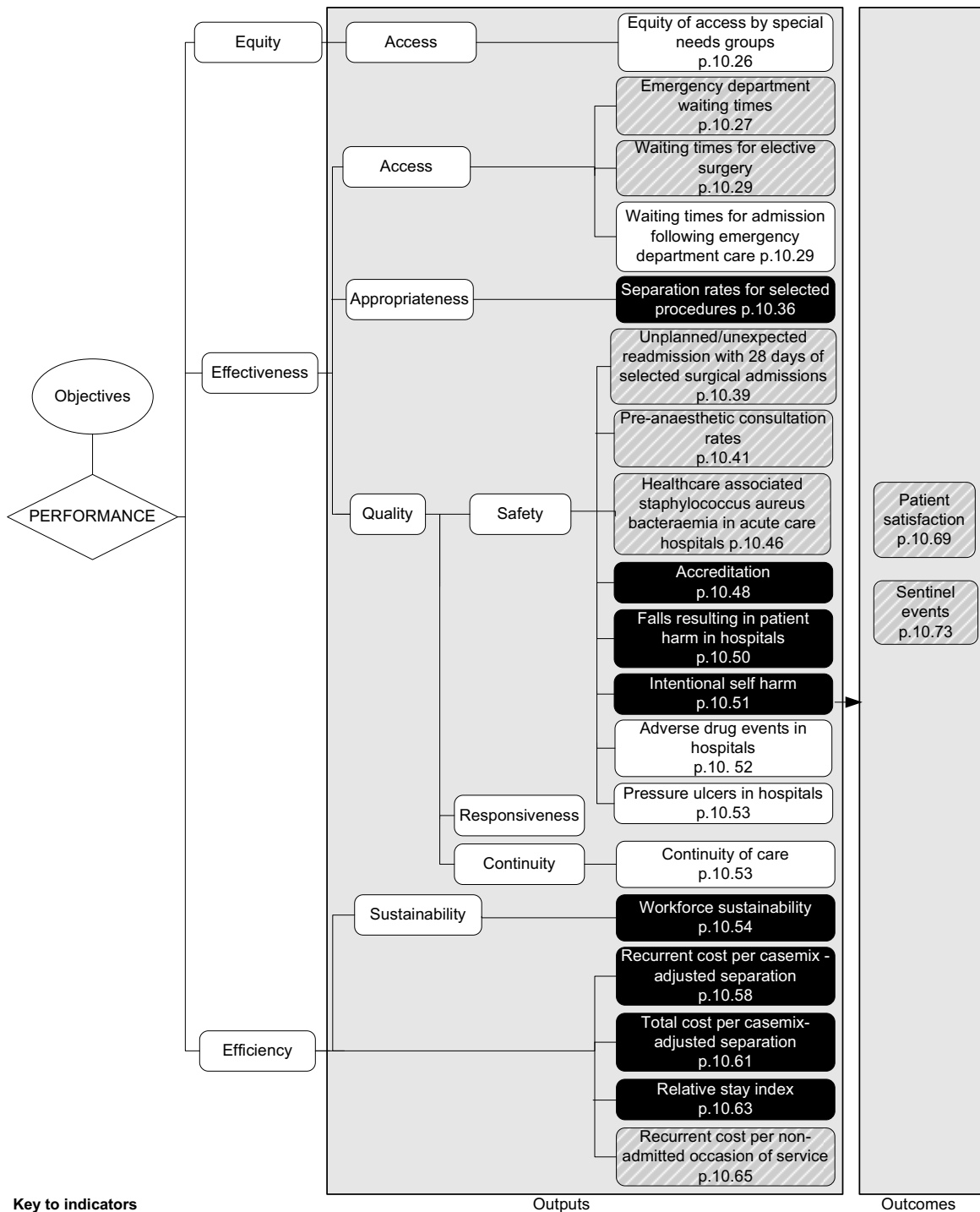


*Recurrent cost per casemix-adjusted separation, public hospitals, 2008-09<sup>a</sup>*  
(p. 10.59)



<sup>a</sup> Data and caveats for these figures are available electronically from the website for the Review of Government Service Provision ([www.pc.gov.au/gsp/reports/rogs/2011](http://www.pc.gov.au/gsp/reports/rogs/2011)). Data may be subject to revision. The most recent data will be available on the Review website.

# Performance indicators for Public hospitals (figure 10.13, p. 10.25)



**Key to indicators**

- Text** Data for these indicators comparable, subject to caveats to each chart or table
- Text** Data for these indicators not complete or not directly comparable
- Text** These indicators yet to be developed or data not collected for this Report: chapter contains explanatory text

## Developments in reporting since the 2010 Report

- Inclusion of the following measures to align this Report with National Healthcare Agreement and National Indigenous Reform Agreement indicators:
  - ‘unplanned/unexpected readmissions within 28 days of selected surgical admissions’ has replaced the ‘unplanned readmission rates’ indicator
  - ‘healthcare associated staphylococcus aureus bacteraemia in acute care hospitals’ has replaced the ‘surgical site infection rates’ indicator
  - an indicator for ‘falls resulting in patient harm in hospitals’ has been included
  - an indicator for ‘intentional self harm in hospitals’ has been included.
- the ‘patient satisfaction’ indicator now includes information previously reported on responsiveness under the output indicator ‘patient satisfaction surveys’
- the definition of two of the sentinel event categories has been improved, which in turn has led to better data comparability across jurisdictions for this measure
- inclusion of some ‘data quality information’ documentation.

[END]

---

**Background information:** Lawrence McDonald, Head of Secretariat 03 9653 2178/0421 584 905

**Other information:** Clair Angel, Media and Publications 02 6240 3239/0417 665 443

**Please do not approach other parties for comment before Friday 28 January 2011.**

*Media copies of this report are available from Clair Angel on 02 6240 3239.*

*Hard copies of this publication are available from Canprint Communications (ph: 1300 889 873 or email [sales@infoservices.com.au](mailto:sales@infoservices.com.au)). The report will be available via the Internet at [www.pc.gov.au](http://www.pc.gov.au) on the morning of Friday 28 January 2011.*

*Tables with an ‘A’ suffix (eg table 10A.5) are in the attachments on the Review website.*