

Under embargo until 1.00am on Friday, 28 January 2011

For personal use only. Third parties should not be approached until the embargo is lifted.

PRIMARY AND COMMUNITY HEALTH (CHAPTER 11)

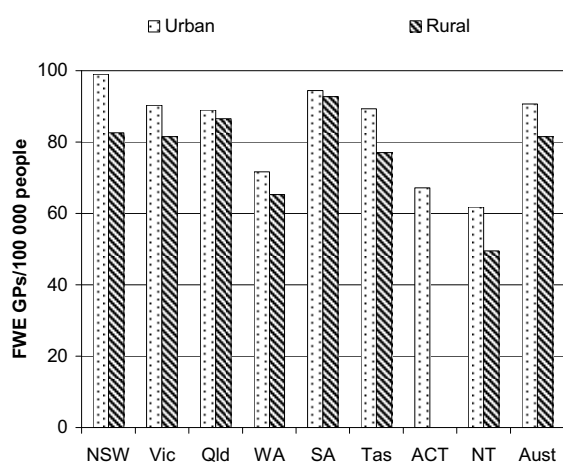
- This chapter covers general practice, primary healthcare services for Indigenous people, drug and alcohol treatment, public dental services, maternal and child health, the Pharmaceutical Benefits Scheme (PBS), the Repatriation Pharmaceutical Benefits Scheme (RPBS) and a range of other community health services.
- Australian Government expenditure on general practitioners in Australia was around \$6.1 billion, or \$275 per person, in 2009-10 (p. 11.6). Total expenditure by all governments on community and public health was \$7.5 billion in 2008-09 (p. 11.7). Expenditure on the PBS and RPBS was around \$7.5 billion, or \$339 per person, in 2009-10 (p. 11.7).

Objectives of Primary and community health

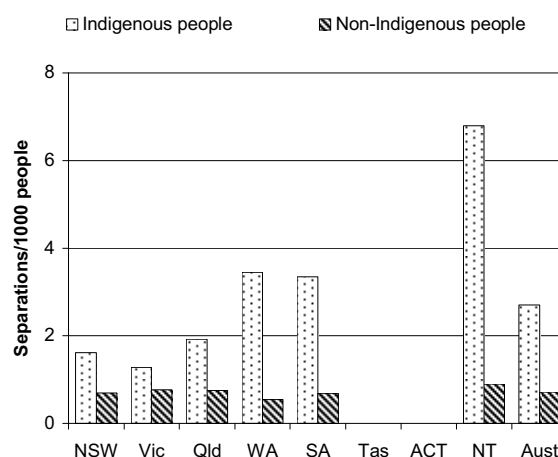
- Primary and community health services aim to support and improve the health of Australians by providing a universally accessible point of entry to the healthcare system, promoting health and preventing illness, providing timely, high quality healthcare that meets individual needs throughout the lifespan and coordinating service provision to ensure continuity of care. In addition, governments aim to ensure that primary and community health services are based on best practice evidence and delivered in an equitable and efficient manner.

Selection of results

Availability of GPs (full time workload equivalent), 2009-10^a (p. 11.20)

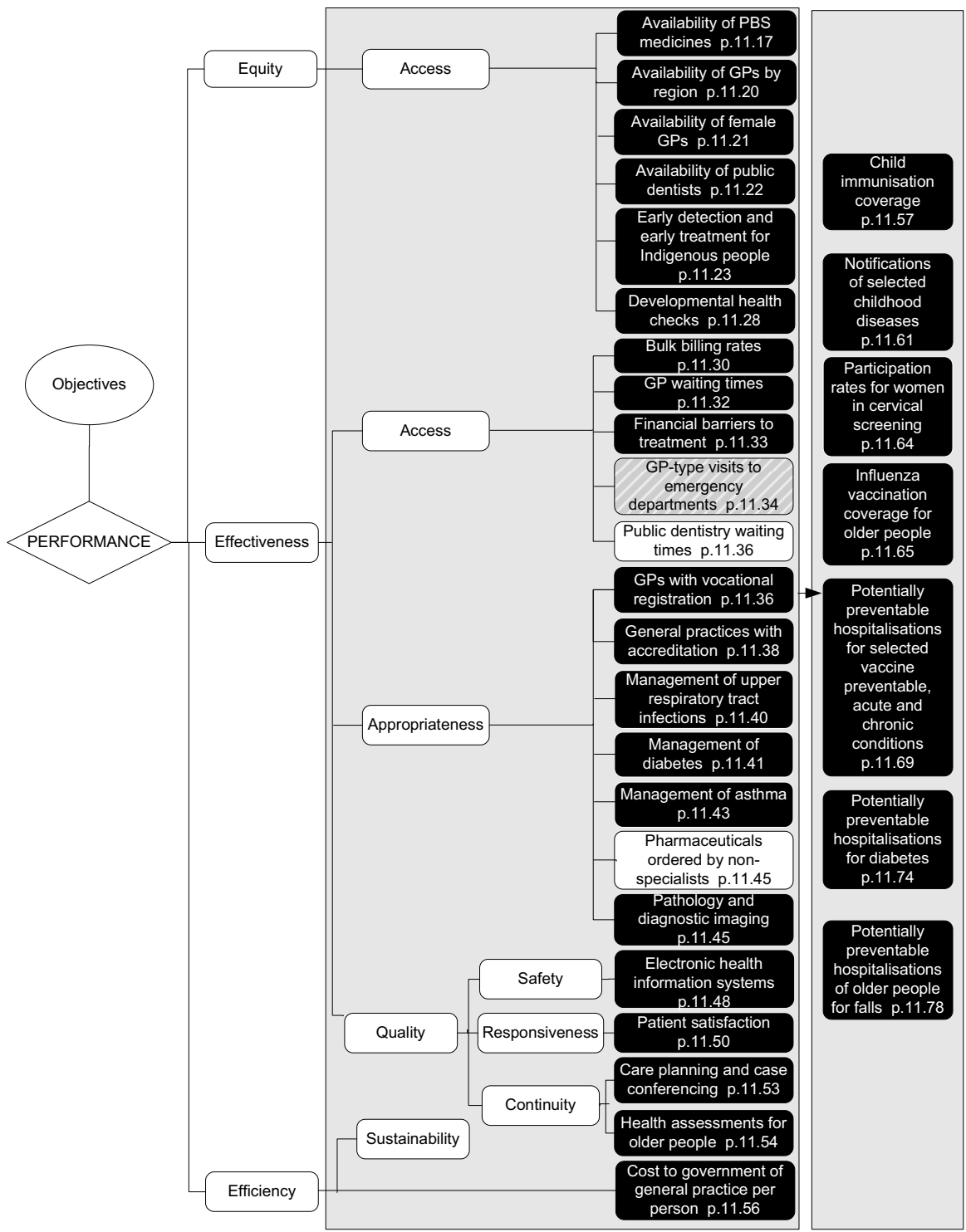


Separations for selected vaccine preventable conditions by Indigenous status, 2008-09^a (p. 11.71)



^a Data and caveats for these figures are available electronically from the website for the Review of Government Service Provision (www.pc.gov.au/gsp/reports/rogs/2011). Data may be subject to revision. The most recent data will be available on the Review website.

Performance indicators for Primary and community health (figure 11.3, p 11.16)



Key to indicators

- Text Data for these indicators comparable, subject to caveats to each chart or table
- Text Data for these indicators not complete or not directly comparable
- Text These indicators yet to be developed or data not collected for this Report: chapter contains explanatory text

Developments in reporting since the 2010 Report

- addition of the following indicators and measures to align this Report with National Health Agreement (NHA) and National Indigenous Reform Agreement (NIRA) indicators
 - an additional equity — access indicator ‘developmental health checks’
 - two additional effectiveness — access indicators ‘GP waiting times’ and ‘GP-type visits to emergency departments’
 - measures for the quality — responsiveness indicator ‘patient satisfaction’
 - an additional measure for the outcome indicator ‘child immunisation coverage’, reflecting immunisation coverage for children aged 60–63 months
- data for the effectiveness — access indicator ‘bulk billing rates’ are reported by age for the first time
- data reported against the effectiveness — appropriateness indicator ‘management of upper respiratory tract infections’ are improved in terms of specificity and completeness
- inclusion of some ‘data quality information’ (DQI) documentation.

[END]

Background information:	Lawrence McDonald, Head of Secretariat	03 9653 2178/0421 584 905
Other information:	Clair Angel, Media and Publications	02 6240 3239/0417 665 443

Please do not approach other parties for comment before Friday 28 January 2011.

Media copies of this report are available from Clair Angel on 02 6240 3239.

Hard copies of this publication are available from Canprint Communications (ph: 1300 889 873 or email sales@infoservices.com.au). The report will be available via the Internet at www.pc.gov.au on the morning of Friday 28 January 2011.

Tables with an ‘A’ suffix (eg table 11A.5) are in the attachments on the Review website.