

Under embargo until 1.00am on Friday, 28 January 2011

For personal use only. Third parties should not be approached until the embargo is lifted.

AGED CARE SERVICES (CHAPTER 13)

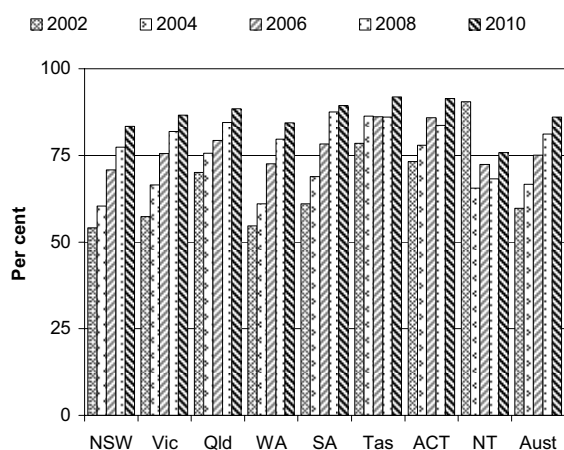
- This chapter reports on government funded services for frail older people, including assessment, residential care and community based care services.
- Total government expenditure reported on aged care services in 2009-10 was \$11.0 billion. This included residential care services (\$7.3 billion) and community care services (\$3.2 billion) (p. 13.12). Community care services included expenditure of \$1.9 billion on Home and Community Care (HACC) under the Review Agreement, with the Australian Government contributing \$1.2 billion and the State Territory governments contributing \$757.7 million (p. 13.15). Community Aged Care Packages, Extended Aged Care at Home (EACH) and EACH Dementia (EACH-D) are some of the other Australian Government community care programs — \$814.3 million was spent on these programs in 2009-10.
- There were 179 749 operational places (excluding flexible care) in residential care facilities (78 075 in predominately high care services, 4377 in predominately low care services and 97 297 in services with a mixture of high and low care) at June 2010 (p. 13.22). There were 51 530 operational CACP, EACH, EACH-D and other flexible community places at 30 June 2010 (p. 13.26) and 625 765 HACC older clients in 2009-10 (p. 13.28).

Objectives of aged care services

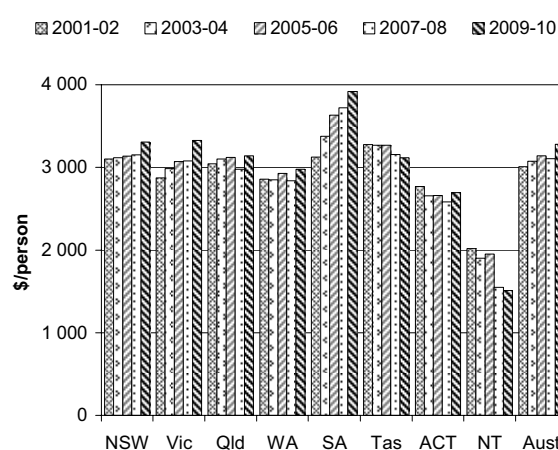
- The aged care system aims to promote the wellbeing and independence of frail older people and their carers through the funding and delivery of care services that are accessible, appropriate to needs, high quality, efficient and person-centred.

Selection of results

Proportion of residents who changed from low care to high care and remained in the same aged care service, June^a (p. 13.60)

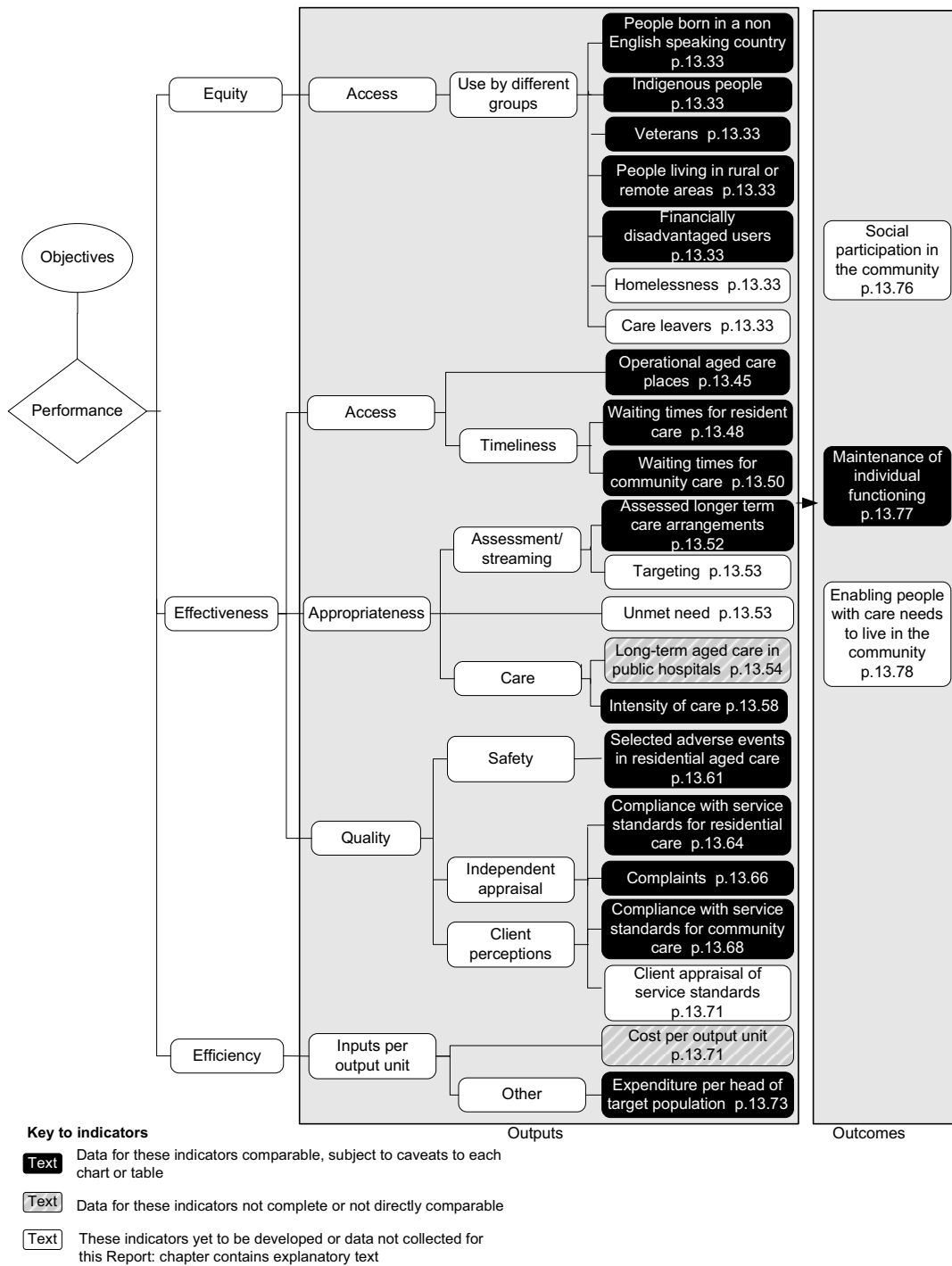


Australian Government (DoHA and DVA) real expenditure on residential services per person aged 70 years or over plus Indigenous people aged 50–69 years (2009-10 dollars)^a (p. 13.74)



^a Data and caveats for these figures are available electronically from the website for the Review of Government Service Provision (www.pc.gov.au/gsp/reports/rogs/2011). Data may be subject to revision. The most recent data will be available on the Review website.

Performance indicators for aged care services (figure 13.10, p. 13.32)



Developments in reporting since the 2010 Report

- Reporting new measures for the indicator ‘compliance with service standards in community care’ for the following programs CACP, EACH, EACH-D and the National Respite for Carers Program.

- Inclusion of the following indicators/measures to align this Report with National Healthcare Agreement (NHA) 'aged care' indicators:
 - operational aged care places
 - selected adverse events in residential aged care
 - hospital patient days (for overnight separations only) used by patients who are waiting for residential aged care.
- Expansion of time series data reporting in some attachment tables, in particular five years of data are now reported for most aged care expenditure and HACC data.
- Inclusion of some 'data quality information' documentation.

[END]

Background information: Lawrence McDonald, Head of Secretariat 03 9653 2178/0421 584 905

Other information: Clair Angel, Media and Publications 02 6240 3239/0417 665 443

Please do not approach other parties for comment before Friday 28 January 2011.

Media copies of this report are available from Clair Angel on 02 6240 3239.

Hard copies of this publication are available from Canprint Communications (ph: 1300 889 873 or email sales@infoservices.com.au). The report will be available via the Internet at www.pc.gov.au on the morning of Friday 28 January 2011.

Tables with an 'A' suffix (eg table 13A.5) are in the attachments on the Review website.