

Under embargo until 1.00am on Friday, 28 January 2011

For personal use only. Third parties should not be approached until the embargo is lifted.

CHILD PROTECTION AND OUT-OF-HOME CARE SERVICES (CHAPTER 15)

This chapter reports on the performance of governments in providing child protection, out-of-home care and intensive family support services, and juvenile justice services. This fact sheet focuses on child protection and out-of-home care services.

- Nationally, 31 295 children aged 0–17 years were the subject of a substantiation in 2009-10 (p.15.12), however the criteria for substantiation vary across jurisdictions. At 30 June 2010, 37 730 children aged 0–17 years were on care and protection orders (p.15.12) and 35 895 children were in out-of-home care nationally (p.15.13).
- Total recurrent expenditure across Australia on child protection and out-of-home care services was approximately \$2.5 billion in 2009-10, a real increase of \$296.3 million (13.2 per cent) from 2008-09 (p.15.13).

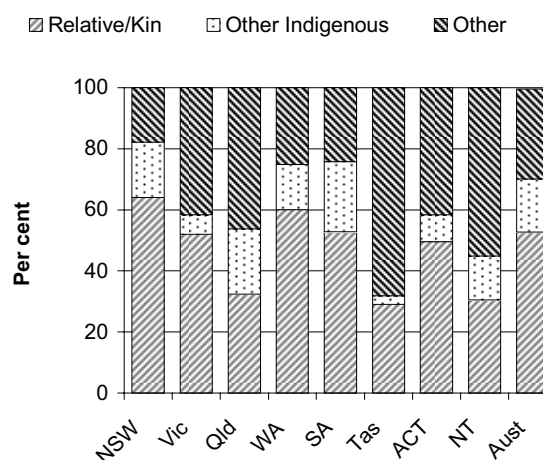
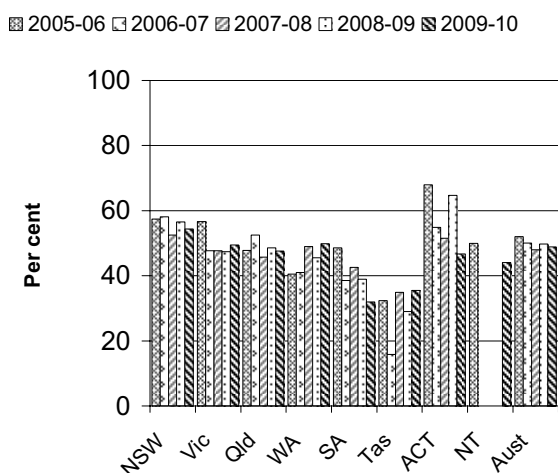
Objectives of child protection and out-of-home care services

- Child protection services aim to protect children and young people at risk of harm within their family or in circumstances in which the family of the child/young person does not have the capacity to protect them. Out-of-home care services aim to provide quality care for children/young people who cannot live with their parents for reasons of safety or family crisis.

Selection of results

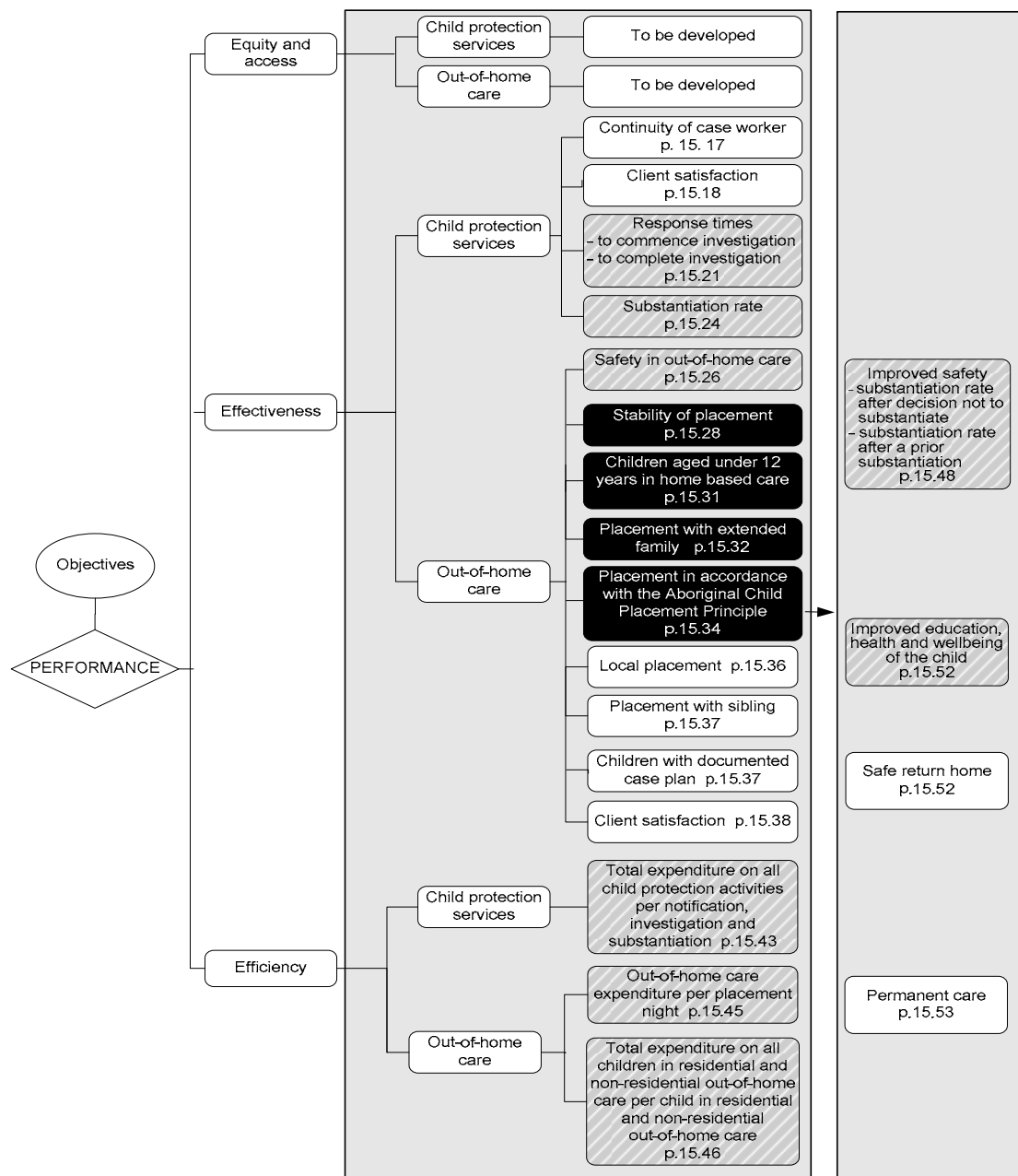
Proportion of children on a care and protection order exiting care after 12 months or more, who had 1 or 2 placements^a

Placement of Indigenous children in out-of-home care, 30 June 2010^a



^a Data and caveats for these figures are available electronically on the website for the Review of Government Service Provision (www.pc.gov.au/gsp/reports/rogs/2011). Data may be subject to revision. The most recent data will be available on the Review website.

Performance indicators for Child protection and out-of-home care services (figure 15.3, p. 15.16)



Key to indicators

- Text** Data for these indicators comparable, subject to caveats to each chart or table
- Text** Data for these indicators not complete or not directly comparable
- Text** These indicators yet to be developed or data not collected for this Report: chapter contains explanatory text

Developments in reporting since the 2010 Report

- Most jurisdictions provided data for the 'Safety in out-of-home care' effectiveness indicator.
- Most jurisdictions provided proportions of expenditure across child protection Pathway activity groups.
- For the first time, five jurisdictions reported experimental unit cost data for four Pathways activity groups.
- Data have been updated for the proportion of children in years 3, 5 and 7 on guardianship or custody orders (attending government schools) achieving national reading and numeracy benchmarks relative to all children.

[END]

Background information: Lawrence McDonald, Head of Secretariat 03 9653 2178/0421 584 905

Other information: Clair Angel, Media and Publications 02 6240 3239/0417 665 443

Please do not approach other parties for comment before Friday 28 January 2011.

Media copies of this report are available from Clair Angel on 02 6240 3239.

Hard copies of this publication are available from Canprint Communications (ph: 1300 889 873 or email sales@infoservices.com.au). The report will be available via the Internet at www.pc.gov.au on the morning of Friday 28 January 2011.

Tables with an 'A' suffix (eg table 15A.5) are in the attachments on the Review website.