

Under embargo until 1.00am on Friday, 28 January 2011

For personal use only. Third parties should not be approached until the embargo is lifted.

JUVENILE JUSTICE (CHAPTER 15)

This chapter reports on the performance of governments in providing child protection, out-of-home care and intensive family support services, and juvenile justice services. This fact sheet focuses on the performance of jurisdictions in providing juvenile justice services.

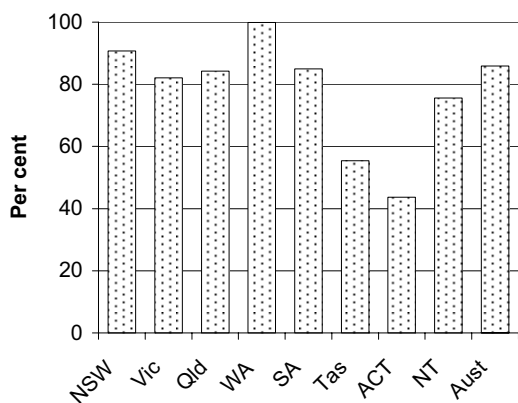
- Excluding WA and the NT, a total of 12 197 young people were under juvenile justice supervision at some time during 2008-09; 10 835 young people experienced community-based supervision and 4 714 young people experienced detention-based supervision, meaning 3 352 young people experienced both (p.15.59).
- Indigenous young people were significantly overrepresented in juvenile detention. Nationally, the daily average detention rate for Indigenous young people aged 10-17 years was 370.9 per 100 000 Indigenous people aged 10-17 years. By comparison, the national daily average rate for the non-Indigenous population aged 10-17 years was 16.1 per 100 000 non-Indigenous young people aged 10-17 years (p.15.61).

Objectives of juvenile justice services

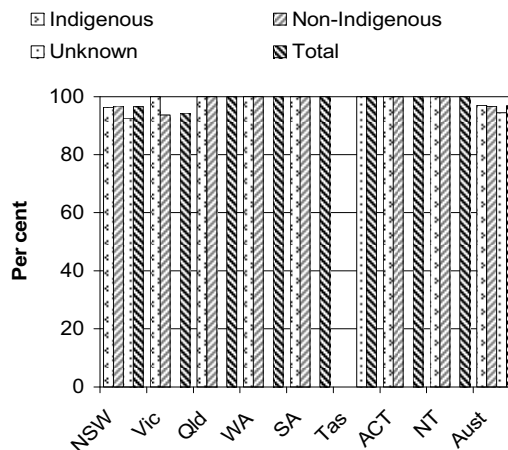
- The overall aim of juvenile justice services is to assist young people to address their offending behaviour and take responsibility for the effect their behaviour has on victims and the wider community. In so doing, juvenile justice services aim to ensure that the interests and views of victims are heard and that services are delivered to rehabilitate young offenders and reintegrate them into their community.

Selection of results

Centre utilisation rate,
2009-10

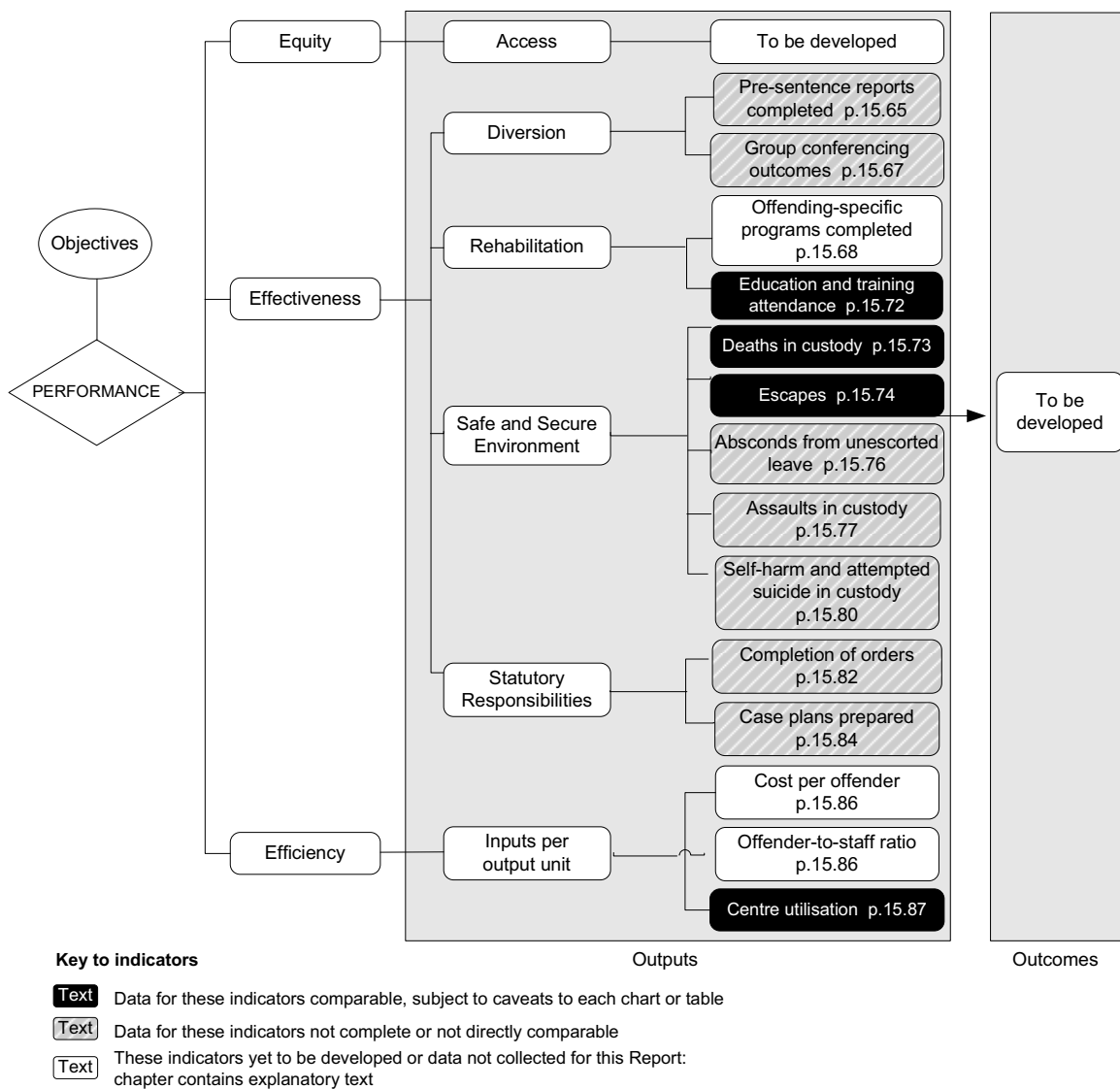


Proportion of young people in detention not of compulsory school age attending education or training, 2009-10



^a Data and caveats for these figures are available electronically on the Review of Government Service Provision website (www.pc.gov.au/gsp/reports/rogs/2011). Data may be subject to revision. The most recent data will be available on the Review website.

Performance indicators for juvenile justice (figure 15.19, p. 15.64)



Developments in reporting since the 2010 Report

- The 2011 Report includes performance data for five previously unreported juvenile justice indicators.

[END]

Background information: Lawrence McDonald, Head of Secretariat 03 9653 2178/0421 584 905

Other information: Clair Angel, Media and Publications 02 6240 3239/0417 665 443

Please do not approach other parties for comment before Friday 28 January 2011.

Media copies of this report are available from Clair Angel on 02 6240 3239.

Hard copies of this publication are available from Canprint Communications (ph: 1300 889 873 or email sales@infoservices.com.au). The report will be available via the Internet at www.pc.gov.au on the morning of Friday 28 January 2011.

Tables with an 'A' suffix (eg table 15A.5) are in the attachments on Review website.