

Under embargo until 1.00am on Friday, 28 January 2011

For personal use only. Third parties should not be approached until the embargo is lifted.

**PUBLIC HOUSING AND STATE OWNED AND MANAGED INDIGENOUS HOUSING (CHAPTER 16)**

This chapter focuses on the performance of governments in providing:

- public, State owned and managed Indigenous housing (SOMIH) and community housing under National Affordable Housing Agreement (NAHA) from 1 January 2009, and previously, the Commonwealth State Housing Agreement (CSHA) until 31 December 2008
- Indigenous community housing (ICH)
- Commonwealth Rent Assistance (CRA).

This Factsheet focuses on the performance of jurisdictions providing public housing and SOMIH.

At 30 June 2010, there were 325 726 households occupying 325 673 public housing dwellings (out of a total of 333 383 dwellings), and there were 11 451 households occupying 11 452 SOMIH dwellings (out of a total 11 952 dwellings) in Australia (pp. 16.8–16.9, table 16A.16).

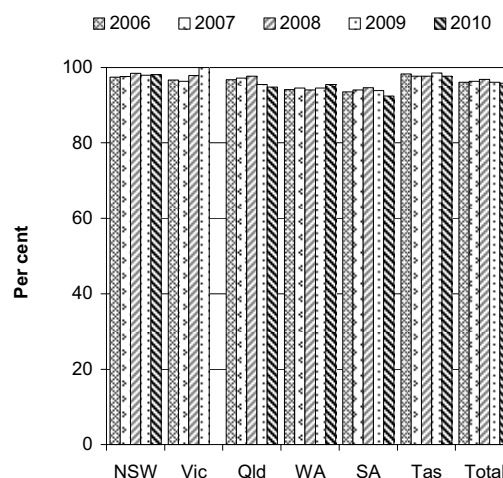
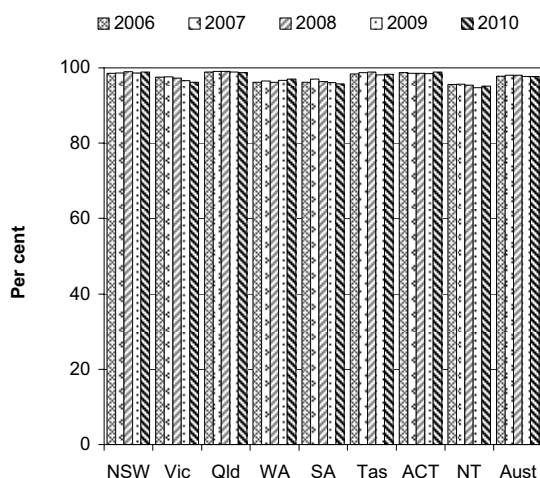
**Objectives for social housing**

The objectives for social housing (public housing, SOMIH, community housing and ICH) under the NAHA is that all Australians have access to affordable, safe and sustainable housing that contributes to social and economic participation (p. 16.17).

**Selection of results**

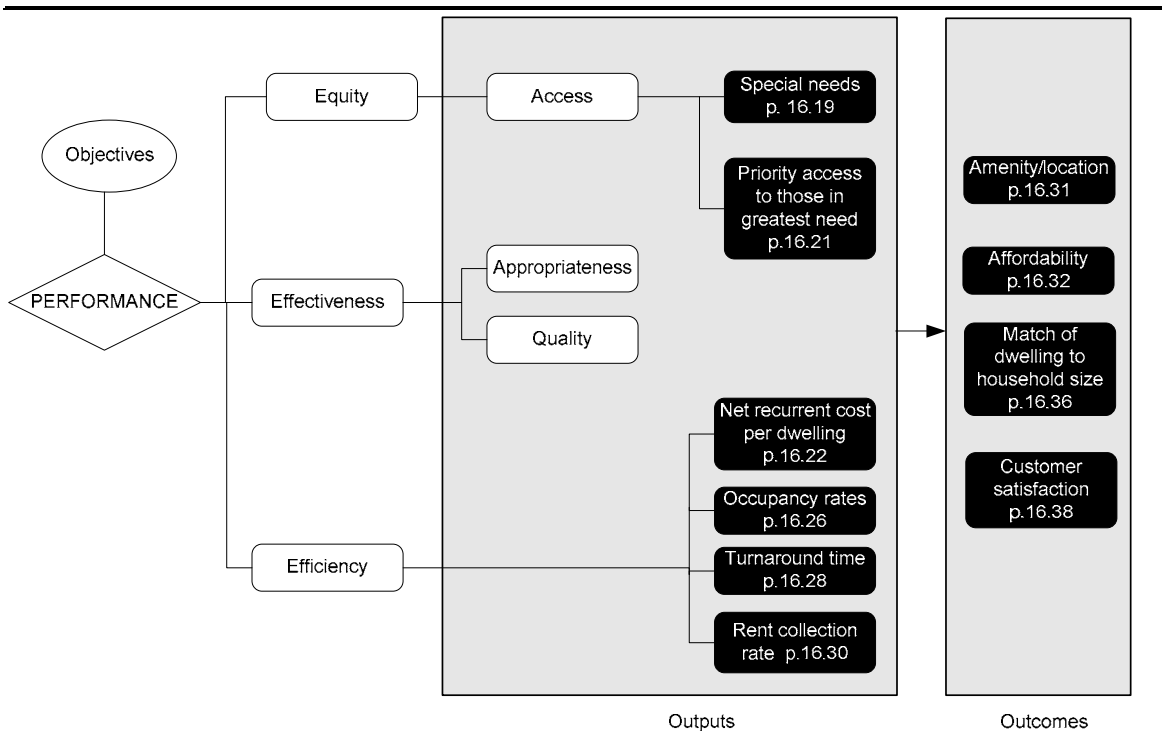
Public housing — occupancy rates (per cent)<sup>a</sup> (p. 16.27)

SOMIH — occupancy rates (per cent)<sup>a</sup> (p. 16.28)



<sup>a</sup> Data and caveats for these figures are available electronically from the website for the Review of Government Service Provision ([www.pc.gov.au/gsp/reports/rogs/2011](http://www.pc.gov.au/gsp/reports/rogs/2011)). Data may be subject to revision. The most recent data will be available on the Review website.

**Performance indicators for public housing and SOMIH (figure 16.3, p. 16.18)**



**Key to indicators**

- Text** Data for these indicators comparable, subject to caveats to each chart or table
- Text** Data for these indicators not complete or not directly comparable
- Text** These indicators yet to be developed or data not collected for this Report: chapter contains explanatory text

**Developments in reporting since the 2010 Report**

Improvements in the public housing and SOMIH section of the chapter include:

- inclusion of new measures for the ‘affordability’ outcome indicator to align with NAHA performance reporting
- adopting the Canadian National Occupancy Standard for reporting the ‘match of household to dwelling size’ outcome indicator to align with NAHA performance reporting
- expansion of time series data reporting in some attachment tables
- inclusion of some ‘data quality information’ documentation.

[END]

**Background information:** Lawrence McDonald, Head of Secretariat 03 9653 2178/0421 584 905

**Other information:** Clair Angel, Media and Publications 02 6240 3239/0417 665 443

**Please do not approach other parties for comment before Friday 28 January 2011.**

Media copies of this report are available from Clair Angel on 02 6240 3239.

Hard copies of this publication are available from Canprint Communications (ph: 1300 889 873 or email sales@infoservices.com.au). The report will be available via the Internet at www.pc.gov.au on the morning of Friday 28 January 2011.

Tables with an ‘A’ suffix (eg table 16A.5) are in the attachments on the Review website.