

Under embargo until 1.00am on Friday, 30 January 2009

For personal use only. Third parties should not be approached until the embargo is lifted.

SCHOOL EDUCATION (CHAPTER 4)

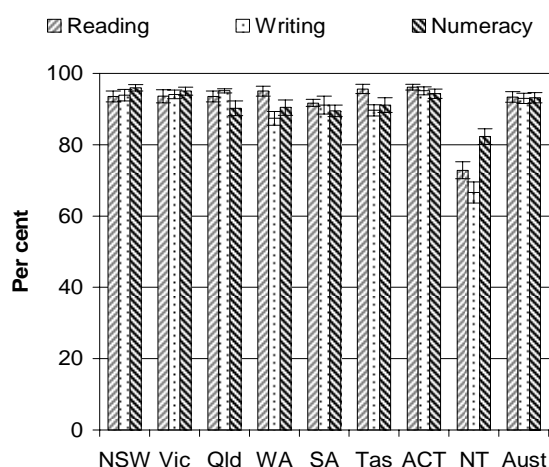
- The principal focus of this chapter is on government funded primary and secondary school education. Some performance indicators are reported for government schools, non-government schools and school education as a whole (see performance indicator framework on reverse)
- There were 3.4 million full time equivalent school students enrolled in August 2007, in 9579 schools. Of these, 70.1 per cent of primary students and 61.5 per cent of secondary students were educated in government schools (pp. 4.7-8).
- Australian, State and Territory governments spent \$34.2 billion on school education in 2006-07, of which \$26.9 billion was spent on government schools (p. 4.4).

Objectives of School education

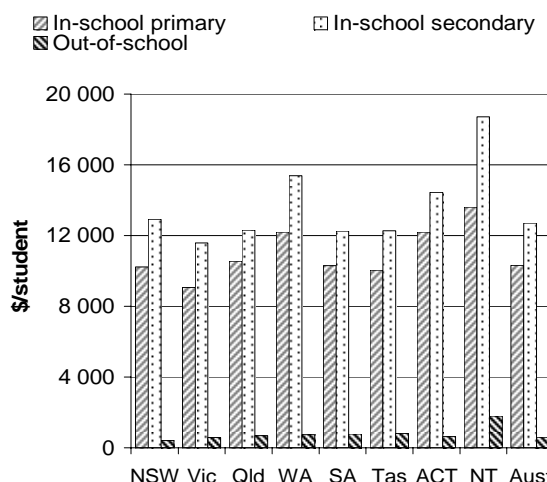
- The National Goals for Schooling are presented in the chapter (pp. 4.15–18). In summary, schooling aims to provide education for all young people, by assisting students in:
 - attaining knowledge, skills and understanding in key learning areas
 - developing their talents, capacities, self-confidence, self-esteem and respect for others
 - developing their capacity to contribute to Australia’s social, cultural and economic development (p. 4.2).

Selection of results

Proportion of year 3 students achieving the reading, writing and numeracy benchmarks, 2007^a (pp. 4.42, 4.49, 4.57)

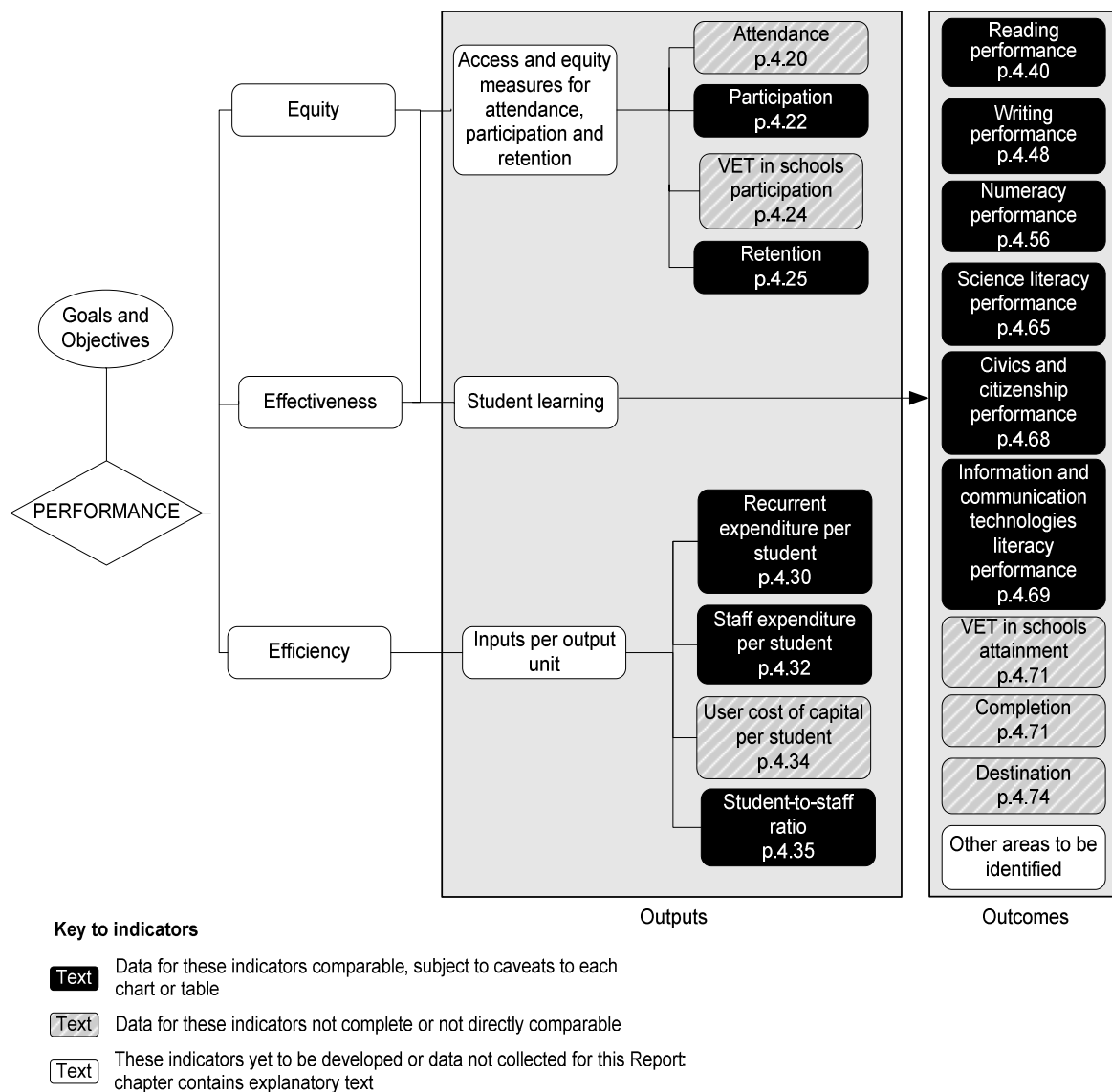


Government recurrent expenditure per FTE student, government schools, 2006-07^a (p. 4.31)



^a Data and caveats for these figures are available electronically on the CD-ROM enclosed with the Report and from the website for the Review of Government Service Provision (www.pc.gov.au/gsp/reports/rogs/2009). Data may be subject to revision. The most recent data will be available on the Review website.

Performance indicators for school education (figure 4.4, p. 4.19)



Developments in reporting since the 2008 Report

- student attendance data on year 1 to year 10 students in 2007
- Indigenous learning outcomes by geolocation by state/territory for 2006 and 2007
- national assessment data on year 6 students achieving at or above the proficient standard for scientific literacy, and 15 year old students achieving at or above level 3 on the international scientific literacy assessment, both in 2006
- Year 4 and year 8 students achieving at or above the intermediate international level in science achievement, and in mathematics achievement, in 2006-07

[MORE]

- National assessment data on year 6 and year 10 students achieving at or above the proficiency standards for information and communication technologies literacy in 2005
- Expansion to the scope of the school participation measure to include data on part time students and 14 year old students (previously full time students aged 15–19 years only).

[END]

Background information:	Lawrence McDonald, Head of Secretariat	03 9653 2178/0421 584 905
Other information:	Clair Angel, Media and Publications	02 6240 3239/0417 665 443

Please do not approach other parties for comment before Friday 30 January 2009.

Media copies of this report are available from Clair Angel on 02 6240 3239.

Hard copies of this publication are available from McMillanprint (ph: 02 9795 1200 or email custserv@mcmillanprint.com.au). The report will be available via the Internet at www.pc.gov.au on the morning of Friday 30 January 2009.

Tables with an 'A' suffix (eg table 4A.5) are in the attachments on the CD-ROM or on the Review website.