

Under embargo until 1.00am on Friday, 30 January 2009

For personal use only. Third parties should not be approached until the embargo is lifted.

## CHILD PROTECTION AND OUT-OF-HOME CARE SERVICES (CHAPTER 15)

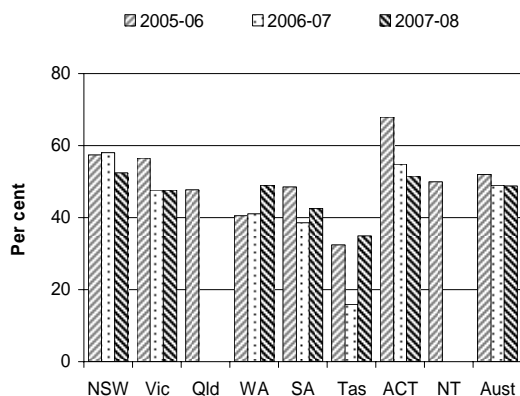
- This chapter reports on the performance of governments in providing child protection, out-of-home care, juvenile justice and supported accommodation and assistance services. This fact sheet focuses on child protection and out-of-home care services.
- Nationally, 31 915 children aged 0–16 years were the subject of a substantiation in 2007-08 (p. 15.12), however the criteria for substantiation vary across jurisdictions. At 30 June 2008, 34 279 children aged 0–17 years were on care and protection orders (p. 15.12) and 31 166 children were in out-of-home care nationally (p. 15.13).
- Total recurrent expenditure across Australia on child protection and out-of-home care services was approximately \$2.0 billion in 2007-08, a real increase of \$235.3 million (13.6 per cent) from 2006-07 (p. 15.14).

### Objectives of Child protection and out-of-home care services

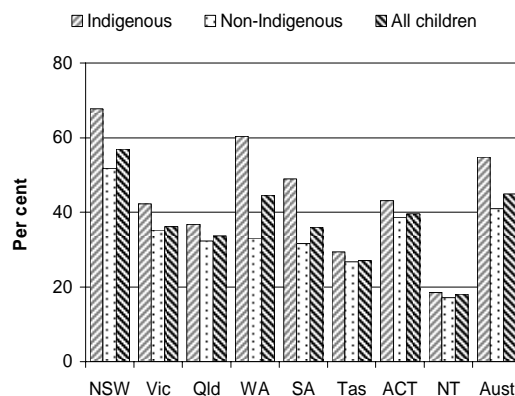
- Child protection services aim to protect children and young people at risk of harm within their family or in circumstances in which the family of the child/young person does not have the capacity to protect them. Out-of-home care services aim to provide quality care for children/young people who cannot live with their parents for reasons of safety or family crisis.

### Selection of results

Proportion of children on a care and protection order exiting care after 12 months or more, who had 1 or 2 placements<sup>a</sup> (p. 15.28)

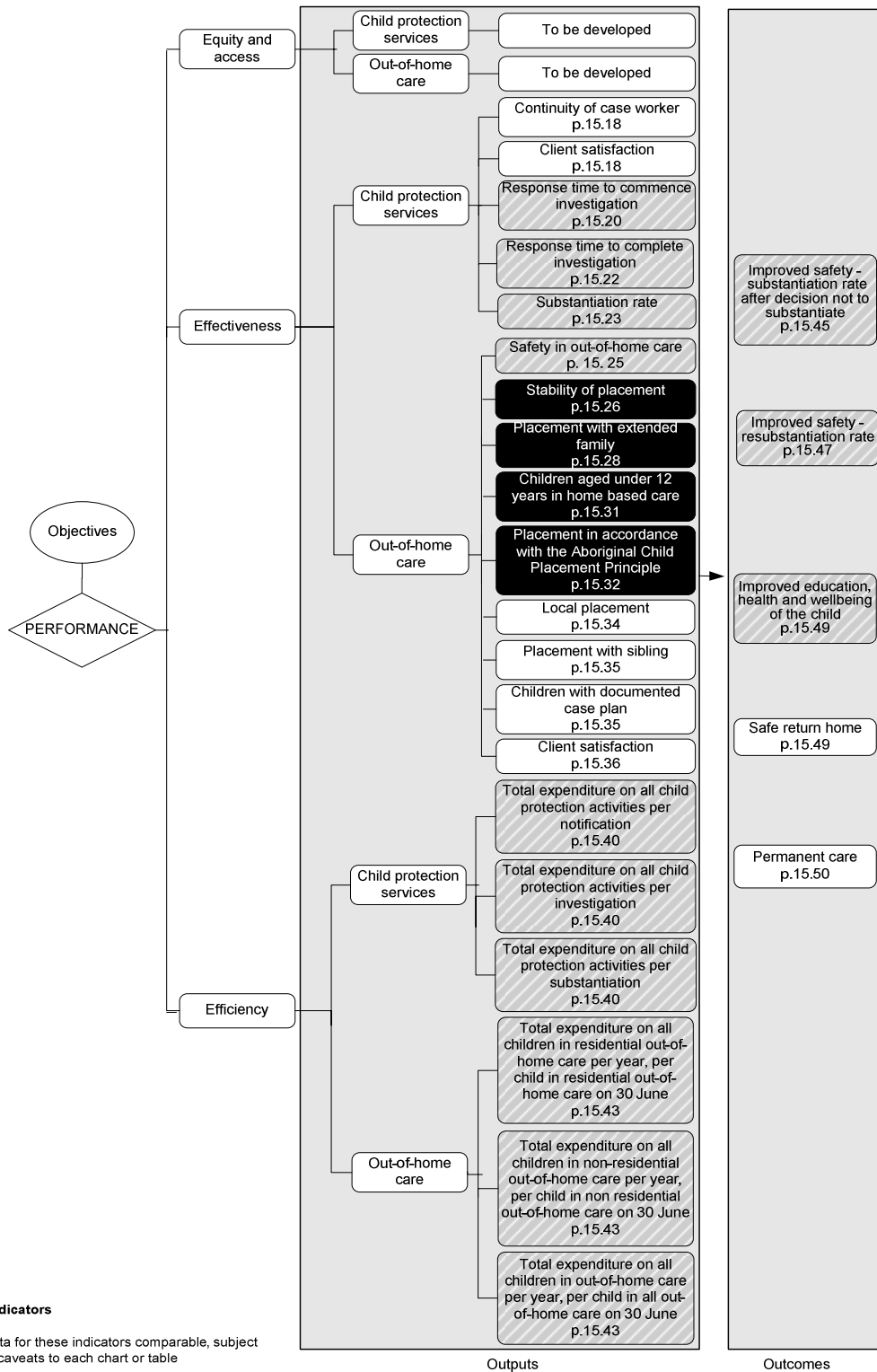


Proportion of children in out-of-home care placed with relatives/kin, by Indigenous status, 30 June 2008<sup>a</sup> (p. 15.30)



<sup>a</sup> Data and caveats for these figures are available electronically on the CD-ROM enclosed with the Report and from the website for the Review of Government Service Provision ([www.pc.gov.au/gsp/reports/rogs/2009](http://www.pc.gov.au/gsp/reports/rogs/2009)). Data may be subject to revision. The most recent data will be available on the Review website.

# Performance indicators for Child protection and out-of-home care services (figure 15.3, p. 15.17)



**Key to indicators**

- Text** Data for these indicators comparable, subject to caveats to each chart or table
- Text** Data for these indicators not complete or not directly comparable
- Text** These indicators yet to be developed or data not collected for this Report chapter contains explanatory text

[MORE]

## Developments in reporting since the 2008 Report

- Inclusion of an aggregate matrix listing the relevant department in each State and Territory with responsibility for child protection and out-of-home care services
- Two new 'response time' indicators of the effectiveness of child protection services
- Seven jurisdictions are now reporting indicative unit costs (program dollars per placement day) for out-of-home care services.

[END]

---

**Background information:** Lawrence McDonald, Head of Secretariat 03 9653 2178/0421 584 905

**Other information:** Clair Angel, Media and Publications 02 6240 3239/0417 665 443

**Please do not approach other parties for comment before Friday 30 January 2009.**

*Media copies of this report are available from Clair Angel on 02 6240 3239.*

*Hard copies of this publication are available from McMillanprint (ph: 02 9795 1200 or email [custserv@mcmillanprint.com.au](mailto:custserv@mcmillanprint.com.au)). The report will be available via the Internet at [www.pc.gov.au](http://www.pc.gov.au) on the morning of Friday 30 January 2009.*

*Tables with an 'A' suffix (eg table 15A.5) are in the attachments on the CD-ROM or on the Review website.*