

Under embargo until 1.00am on Friday, 30 January 2009

For personal use only. Third parties should not be approached until the embargo is lifted.

**PUBLIC HOUSING AND STATE OWNED AND MANAGED INDIGENOUS HOUSING (CHAPTER 16)**

This chapter reports on the performance of governments in providing Commonwealth State Housing Agreement (CSHA) public and community housing, and State owned and managed Indigenous housing (SOMIH). It also includes Indigenous community housing and the delivery of Commonwealth Rent Assistance (CRA). This Factsheet focuses on the performance of jurisdictions providing public housing and SOMIH.

There were approximately 338 000 public housing dwellings (table 16A.1) and 13 000 SOMIH dwellings (p. 16.11) in Australia at 30 June 2008.

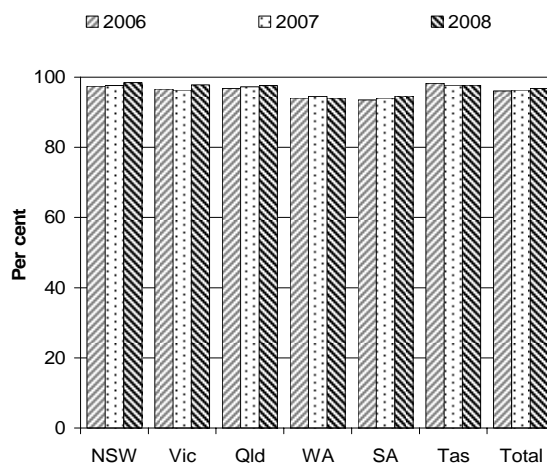
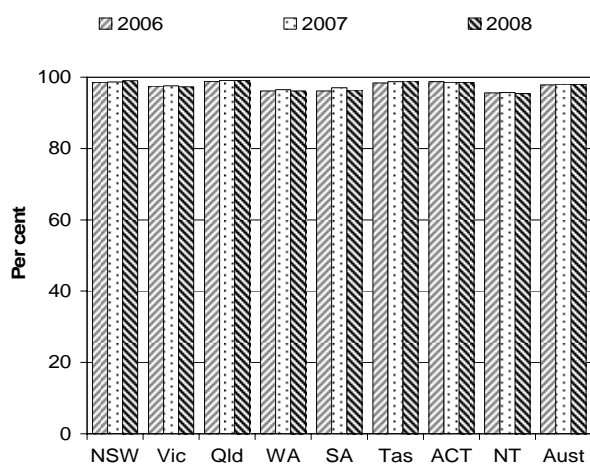
**Objectives of public housing and SOMIH**

The aim of the CSHA is to provide appropriate, affordable and secure housing assistance for those who most need it, for the duration of their need (p. 16.2). A national ten year strategy to improve Indigenous housing, *Building a Better Future*, was agreed in 2001 by Australian, State and Territory Housing Ministers. The desired strategy outcomes are better housing and housing services, more housing, improved partnerships, greater effectiveness and efficiency, and improved performance linked to accountability and coordination of services (p. 16.3).

**Selection of results**

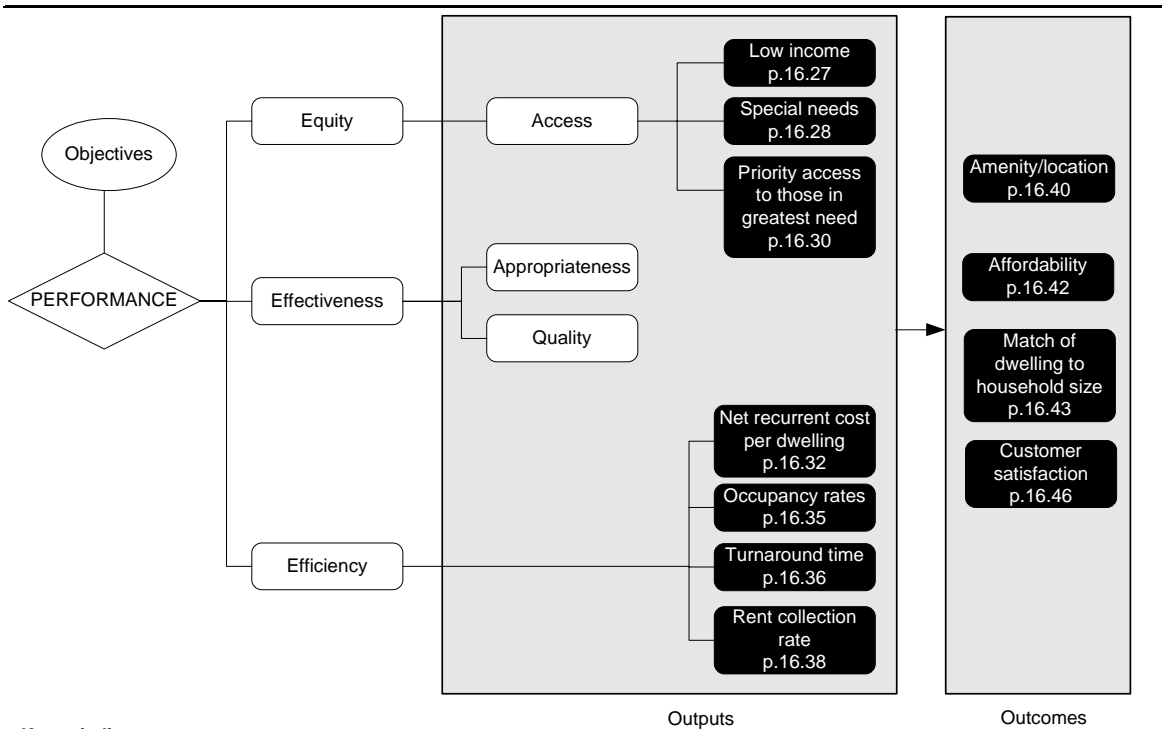
Public housing — occupancy rates (per cent)<sup>a</sup> (p. 16.35)

SOMIH — occupancy rates (per cent)<sup>a</sup> (p. 16.35)



<sup>a</sup> Data and caveats for these figures are available electronically on the CD-ROM enclosed with the Report and from the website for the Review of Government Service Provision ([www.pc.gov.au/gsp/reports/rogs/2009](http://www.pc.gov.au/gsp/reports/rogs/2009)). Data may be subject to revision. The most recent data will be available on the Review website.

**Performance indicators for public housing and SOMIH (figure 16.3, p. 16.25)**



**Key to indicators**

- Text** Data for these indicators comparable, subject to caveats to each chart or table
- Text** Data for these indicators not complete or not directly comparable
- Text** These indicators yet to be developed or data not collected for this Report; chapter contains explanatory text

**Developments in reporting since the 2008 Report**

The performance indicator framework section of the chapter for public housing and SOMIH was restructured to improve clarity and readability.

[END]

**Background information:** Lawrence McDonald, Head of Secretariat 03 9653 2178/0421 584 905

**Other information:** Clair Angel, Media and Publications 02 6240 3239/0417 665 443

**Please do not approach other parties for comment before Friday 30 January 2009.**

*Media copies of this report are available from Clair Angel on 02 6240 3239.*

*Hard copies of this publication are available from McMillanprint (ph: 02 9795 1200 or email [custserv@mcmillanprint.com.au](mailto:custserv@mcmillanprint.com.au)). The report will be available via the Internet at [www.pc.gov.au](http://www.pc.gov.au) on the morning of Friday 30 January 2009.*

*Tables with an 'A' suffix (eg table 16A.5) are in the attachments on the CD-ROM or on the Review website.*